

ROTARY FOUNDATION FOR EDUCATION & LEARNING
ROFEL SHRI G.M.BILAKHIA COLLEGE OF PHARMACY (B.PHARMA)

BALANCE SHEET AS ON 31st March 2021

LIABILITIES	SCH.	31.03.2021		31.03.2020
		AMOUNT	AMOUNT	AMOUNT
CURRENT LIABILITIES				
SUNDRY CREDITORS	1		2,33,808	5,71,897
OTHERS	2		3,53,56,353	3,98,17,371
			TOTAL	4,03,89,268
			3,55,90,161	

ASSETS	SCH.	31.03.2021		31.03.2020
		AMOUNT	AMOUNT	AMOUNT
FIXED ASSETS				
GROSS BLOCK	3	3,34,69,251		3,18,76,329
LESS:- DEPRECIATION		2,61,59,308		2,52,88,012
NET BLOCK			73,09,943	65,88,317
CURRENT ASSETS, LOANS & ADVANCES				
CASH & BANK BALANCES				
BANK OF BARODA - 02370100005999			55,12,508	70,77,439
BANK OF BARODA - 02370100019077			1,86,689	65,816
AXIS BANK - 111010100498531			7,43,183	42,96,561
STATE BANK OF PATIALA-65124537032			13,112	13,112
CASH ON HAND			32,923	35,084
LOANS & ADVANCES				
ADVANCES	4		58,00,002	10,63,795
INCOME & EXPENDITURE A/C				
LESS : EXCESS OF INCOME OVER EXPENSE		2,12,49,145		
		63,37,344	1,59,11,801	2,12,49,145
			TOTAL	4,03,89,268
			3,55,90,161	

AS PER OUR REPORT OF EVEN DATE
 FOR P. CHORDIA & CO.
 CHARTERED ACCOUNTANTS

ROFEL SHRI G. M. BILAKHIA COLLEGE OF PHARMACY

CA. PRAKASH CHORDIA
 (PROPRIETOR)
 PLACE : VAPI
 Date: 18/11/2021






 PRINCIPAL CHAIRMAN TRUSTEE
Trustee


 PRINCIPAL

ROFEL
 Shri G. M. Bilakhia College of Pharmacy
 VAPI.

ROTARY FOUNDATION FOR EDUCATION & LEARNING
ROFEL SHRI G.M.BILAKHIA COLLEGE OF PHARMACY (B.PHARMA)
INCOME & EXPENDITURE ACCOUNT FOR THE YEAR ENDING 31ST MARCH 2021

INCOME	SCH.	31.03.2021	31.03.2020
TOTAL FEES INCOME		2,19,19,700	2,04,89,700
OTHER INCOME	5	5,75,705	6,39,932
Excess of Expenditure over Income			8,32,001
TOTAL		2,24,95,405	2,19,61,633

EXPENDITURE	SCH.	31.03.2021	31.03.2020
TOTAL SALARY	6	1,31,84,268	1,41,57,697
EDUCATIONAL & ADMINISTRATIVE EXPENSES	7	27,72,297	66,93,401
AFFILIATION CHARGES		3,30,200	2,17,780
DEPRECIATION	3	8,71,296	8,92,756
Excess of Income Over Expenses		53,37,344	
TOTAL		2,24,95,405	2,19,61,633



AS PER OUR REPORT OF EVEN DATE
 FOR P. CHORDIA & CO.
 CHARTERED ACCOUNTANTS

ROFEL SHRI G. M. BILAKHIA COLLEGE
 OF PHARMACY

CA. PRAKASH CHORDIA
 (PROPRIETOR)
 PLACE : VAPI
 Date: 18/11/2021



P. Chordia


 PRINCIPAL CHAIRMAN TRUSTEE

 PRINCIPAL

ROFEL
 Shri G. M. Bilakhia College of Pharmacy
 VAPI.

**ROTARY FOUNDATION FOR EDUCATION & LEARNING
ROFEL SHRI G.M.BILAKHIA COLLEGE OF PHARMACY, VAPI.**

**SCHEDULE - 1
SUNDRY CREDITORS**

PARTICULARS	31.03.20	31.03.19
En-clear Biomedical Waste Pvt.Ltd.		(12,000)
Evuron Life style		(16,850)
Health Education Bureau		(29,547)
Force-1 security services		
Max Cool	13,021	13,021
Num Construction		1,416
Monalisa		3,05,132
KANTIBHAI M. NAIKA	1,080	-
OMKAR TRADERS	280	9,010
Param Incorporation	3,503	66,661
P.Choradia & Co.		3,295
PARTH ELECTRICALS	6,300	6,300
PRIYA SCIENTIFIC		-
RAJESH CHEMICALS	1,195	48,679
RAJPUROHIT KALYANSINH		25,629
Royal Tiger Security	6,819	2,962
The Creative Voyage	240	21,780
VRAJ CHEM		81,000
Vraj Construction	590	19,663
Sal Weldera	1,77,801	
Spincotech Pvt ltd.	2,900	
Teoh Vapi	(525)	
Yarrow Chem Products	6,490	
Dolphin Pharmacy Instrument P.Ltd.		25,246
	13,943	
TOTAL	2,33,808	5,71,897

**SCHEDULE - 2
OTHER CURRENT LIABILITIES**

PARTICULARS	31.03.20	31.03.19
ROFEL TRUST A/C	1,99,55,317	2,69,63,366
Rofel College M.Pharm	1,02,06,989	68,01,245
PROVISSION		
ADVANCE FEES/ FEES PAYABLE	2,43,000	1,44,000
STUDENT COLLEGE & LIB.DEPOSIT	5,11,900	5,49,500
VNSGU/GTU EXAM REMUNERATION	83,367	(25,351)
TELEPHONE EXPENSES PAYABLE		74
TDS PAYABLE	32,245	
SALARY PAYABLE	8,62,080	9,60,257
GRATUITY PAYABLE	34,56,051	44,10,286
PROFESSIONAL TAX		7,610
ELECTRICITY EXPENSES PAYABLE	1,200	1,200
EXPENSES PAYABLE	4,204	5,184
TOTAL	3,53,56,353	3,98,17,371

(Signature)

PRINCIPAL

ROFEL
Shri G. M. Bilakhia College of Pharmacy
VAPI.

ROTARY FOUNDATION FOR EDUCATION & LEARNING
ROFEL SHRI G.M.BILAKHIA COLLEGE OF PHARMACY, VAPI.
SCHEDULE - 4

PARTICULARS	31.03.20	31.03.19 20
GAS DEPOSIT	18,600	18,600
TELEPHONE DEPOSIT	3,132	3,132
HOUSE RENT DEPOSIT	20,000	20,000
ELECTRICITY DEPOSIT	50,081	50,081
PRE-PAID EXPENSES	61,987	61,987
RECEIVABLE FEES	5,610,900	853,000
ADVANCE TO STAFF	90,000	48,000
TDS Receivable	27,402	11,095
TOTAL	5,880,002	1,063,795

SCHEDULES - 5
OTHER INCOME

PARTICULARS	31.03.20	31.03.19 20
OTHER FEE INCOME	307,002	150,075
BANK INTEREST	211,243	139,378
MISC INCOME	(3,200)	349,679
Sundry Balance W/ott		
TOTAL	575,705	639,932

SCHEDULES - 6
SALARY

PARTICULAR	31.03.20	31.03.19 20
TEACHING STAFF	7,295,924	7,218,901
NON TEACHING STAFF	4,487,949	4,853,633
LEAVE ENCASHMENT	151,156	
GRATUITY	343,482	1,167,467
RENT/ELECTRICITY & OTHERS - PRINCIPAL / FACULTY	91,514	65,295
SECURITY EXPENSES	172,000	143,775
PF EXPENSES	642,243	688,536
TOTAL	13,184,268	14,157,697

SCHEDULES - 7
OFFICE EXP.

PARTICULARS	31.03.20	31.03.19 20
ADMISSION EXPENSES		
ADVERTISEMENT EXP.		246,220
AUDIT & TAXATION FEES	19,136	67,000
BANK COMMISSION CHARGES	7,000	3,696
CLEANING EXPENSES	3,371	41,813
COMPUTER SOFTWARE EXPENSES	33,954	15,780
EXAM/ACPC EXPENSES	106,542	
ELECTRICITY EXPENSES & MAINTENANCE	20,069	
FIRE FIGHTING EXPENSES	207,174	321,432
BOTANICAL GARDEN MAINTENANCE		54,516
INSURANCE	109,300	110,759
INTERNET & WEB SITE EXPENSES	28,475	98,173
INTERVIEW & INSPECTION EXPENSES	37,780	9,798
LAB EXPENSES		3,286
LEGAL & PROFESSIONAL FEE	291,264	679,800
LIBRARY BOOKS, NEWS PAPER & MAGAZINE	8,050	63,775
MISC EXPENSES	162,435	234,880
POSTAGE & TELEGRAM	7,086	25,616
PRINTING & STATIONERY	1,875	3,678
MUNICIPAL TAXES	7,066	75,650
Repair to Building	45,501	55,990
REPAIRS & MAINTENANCE	1,391,811	3,874,169
SPORTS EXPENSES	90,973	469,009
SEMINAR & MEETING EXPENSES		5,000
STAFF & STUDENT WELFARE		28,361
TELEPHONE CHARGES	121,602	135,713
WATER SANITATION EXPENSES	8,275	8,941
TRAVELLING & CONVEYANCE EXPENSES	16,308	
	47,250	60,346
TOTAL	2,772,297	6,693,401


[Signature]
PRINCIPAL

ROFEL
SHRI G. M. Bilakhia College of Pharmacy
VAPI.

ROFEL SHRI G.M.BILAKHIA COLLEGE OF PHARMACY

**SCHEDULES -3
FIXED ASSETS SCHEDULE**

SR.	PARTICULARS	RATE OF DEP. %	GROSS BLOCK					DEPRECIATION			NET BLOCK			
			AS ON 01.04.20	ADDITION		TOTAL ADDITION 31.03.21	TOTAL	UPTO 31.03.20	DURING THE PERIOD	UPTO 31.03.21	AS ON 31.03.21	AS ON 31.03.20		
				01.04.20	01.10.20								31.03.21	
1	2	3	4	5	6	7	8	9	10	11	12	13	14.00	15
1	FURNITURE & FIXTURE	10	23,94,176	1,71,100	-	1,71,100	25,65,276	16,34,440	93,084	17,27,524	8,37,752	7,59,736		
2	ELECTRIC FITTINGS	10	19,62,292	20	4,60,200	4,60,220	24,22,512	10,16,724	1,17,569	11,34,293	12,66,219	9,45,558		
3	TV & REFRIGERATOR	15	86,800	-	-	-	86,800	79,900	1,035	80,935	5,865	6,900		
4	LAB EQUIPMENT	15	55,80,939	3,824	8,070	11,894	55,92,833	48,37,681	1,12,668	49,50,349	6,42,484	7,43,258		
5	LAB GLASSWARE	15	15,65,412	-	-	-	15,65,412	14,10,970	23,168	14,34,136	1,31,276	1,54,442		
6	GAS EQUIPMENT	15	1,87,906	-	-	-	1,87,906	1,74,813	1,964	1,76,777	11,129	13,093		
7	COMPUTER & SOFTWARE	40	34,56,273	35,714	-	35,714	34,91,567	32,78,430	85,423	33,63,853	1,28,134	1,77,843		
8	DIGITAL VIDIO CAMERA	40	2,82,965	-	-	-	2,82,965	2,11,018	28,779	2,39,797	43,168	71,947		
9	UPS SYSTEM	15	3,64,000	-	-	-	3,64,000	3,19,990	6,802	3,26,592	37,408	44,010		
10	AIR CONDITIONER	15	2,58,600	-	-	-	2,58,600	1,74,940	12,549	1,87,469	71,111	83,660		
11	XEROX M/C	15	3,42,615	-	-	-	3,42,615	3,06,917	5,355	3,12,272	30,343	35,698		
12	OFFICE EQUIPMENT	15	45,900	-	-	-	45,900	38,080	1,173	39,253	8,647	7,820		
13	WATER PURIFIRE	15	54,341	9,000	-	9,000	63,341	39,716	3,544	43,260	20,081	14,625		
14	LCD Projector	15	1,36,646	-	-	-	1,36,646	29,170	16,121	45,291	91,355	1,07,476		
15	COMPUTER PRINTER	40	-	-	11,741	11,741	11,741	-	2,348	2,348	3,393	-		
16	LAB MODELS & CHARTS	15	37,435	-	-	-	37,435	37,435	-	37,435	-	-		
17	EPA&X SYSTEM	15	26,965	-	-	-	26,965	26,965	-	26,965	-	-		
18	MOBILE PHONE	15	22,950	-	-	-	22,950	22,950	-	22,950	-	-		
19	LAB. FITTINGS	15	27,691	-	-	-	27,691	27,691	-	27,691	-	-		
20	SUB MERSIBLE PUMP	15	18,717	-	-	-	18,717	18,717	-	18,717	-	-		
21	FIRE EXTINGUTSHER	15	9,900	-	-	-	9,900	9,900	-	9,900	-	-		
22	STABLIZER	15	3,000	-	-	-	3,000	3,000	-	3,000	-	-		
Total			1,68,65,523	2,19,658	4,80,011	6,99,669	1,75,65,192	1,36,99,447	5,11,380	1,42,10,827	33,54,365	31,66,076		
College Building														
1	Building - B. Pharm	10	1,33,55,849	-	8,93,253	8,93,253	1,42,49,102	1,05,89,271	3,21,320	1,09,10,591	33,33,511	27,66,578		
2	Building - Canteen	10	13,85,257	-	-	-	13,85,257	9,99,294	38,598	10,37,890	3,47,357	3,85,963		
5	Road	-	2,69,700	-	-	-	2,69,700	-	-	-	2,69,700	2,69,700		
Total			1,50,10,806	-	8,93,253	8,93,253	1,59,04,059	1,15,88,565	3,59,916	1,19,48,481	39,55,578	34,22,241		
Grand Total			3,18,76,329	2,19,658	13,73,264	15,92,922	3,34,69,251	2,52,88,012	8,71,296	2,61,59,308	73,03,943	65,88,317		


PRINCIPAL
 ROFEL
 Shri G. M. Bilakhia College of Pharmacy
 VAPI.

ROTARY FOUNDATION FOR EDUCATION & LEARNING
SHRI G. M. BILAKHIA COLLEGE OF PHARMACY (P.G. PROGRAMME)

BALANCE SHEET AS ON 31ST MARCH 2021

SOURCES OF FUNDS	SCH.	31.03.2021		31.03.2020
		Amount	Amount	Amount
INCOME & EXPENDITURE				
Op. Balance				
Excess of Income over Expense		1,12,89,599		
		21,10,410	1,34,00,017	1,12,89,599
CURRENT LIABILITIES & PROVISION				
Sundry Creditors	1		5,400	5,400
Provisions	2		29,27,234	31,31,268
TOTAL			1,63,32,651	1,44,26,267

APPLICATION OF FUNDS	SCH.	31.03.2021		31.03.2020
		Amount	Amount	Amount
Fixed Assets				
Gross Block	3	1,44,94,519		1,44,94,519
Less : Depreciation		1,09,20,828		1,04,70,088
Net Block			35,73,691	40,24,431
CURRENT ASSETS LOANS & ADVANCES				
CURRENT ASSETS				
State Bank of Patiala - 65124535041	4		1,27,52,657	1,03,88,830
Cash In Hand			2,906	2,906
			3,397	10,100
TOTAL			1,63,32,651	1,44,26,267

AS PER OUR REPORT OF EVEN DATE
 FOR P.CHORDIA & CO.
 CHARTERED ACCOUNTANTS

P. Chordia
CA. PRAKASH CHORDIA
 (PROPRIETOR)
 Place : Vapi
 DATE : 18/11/2021



FOR SHRI G. M. BILAKHIA COLLEGE OF PHARMACY
 (P.G. PROGRAMME)

[Signature]
 PRINCIPAL

[Signature]
 CHAIRMAN

[Signature]
 TRUSTEE

[Signature]
PRINCIPAL

ROFEL
 Shri G. M. Bilakhia College of Pharmacy
 VAPI.

ROTARY FOUNDATION FOR EDUCATION & LEARNING
SHRI G. M. BILAKHIA COLLEGE OF PHARMACY (P.G. PROGRAMME)
INCOME & EXPENDITURE ACCOUNT FOR THE YEAR ENDING 31ST MARCH 2021

1. INCOME	Sch.	For the year ended 31.03.2021	For the year ended 31.03.2020
Fee Income		70,10,000	71,60,000
Other Income		22,013	35,728
Excess of Expenses over Income		-	-
		70,32,013	71,95,728

2. EXPENDITURE		For the year ended 31.03.2021	For the year ended 31.03.2020
Salary Expenses	5	11,55,928	47,52,446
Educational & Administrative Expenses	6	1,43,927	2,66,050
Affiliation Expenses		1,71,000	1,67,100
Depreciation	3	4,50,740	5,10,293
Excess of Income over Expense		21,10,418	14,99,839
		70,32,013	71,95,728

AS PER OUR REPORT OF EVEN DATE
 FOR P.CHORDIA & CO.
 CHARTERED ACCOUNTANTS

P. Chordia



CA. PRAKASH CHORDIA
 (PROPRIETOR)
 Place : Vapi
 DATE : 18/11/2021

FOR SHRI G. M. BILAKHIA COLLEGE OF PHARMACY
 (P.G. PROGRAMME)

[Signature]

PRINCIPAL

[Signature]

CHAIRMAN

Trustee

[Signature]

TRUSTEE

[Signature]

PRINCIPAL

ROFEL
 Shri G. M. Bilakhia College of Pharmacy
 VAPI.

ROTARY FOUNDATION FOR EDUCATION & LEARNING
ROFEL SHRI G.M.BILAKHIA COLLEGE OF PHARMACY (M.Pharma)

SCHEDULE - 1
SUNDRY CREDITORS

PARTICULARS	31.03.2021	ended
P.Choradia & Co.	5,400	5,400
TOTAL	5,400	5,400

SCHEDULE - 2
OTHER CURRENT LIABILITIES & PROVISION

PARTICULARS	31.03.2021	31.03.2020
Expenses Payable		112
SALARY PAYABLE	4,07,070	3,49,500
PROFESSIONAL TAX PAYABLE		1,600
GRATUITY PAYABLE	14,22,655	16,99,668
HOSPITAL RENT PAYABLE	10,80,000	10,80,000
TDS PAYABLE	16,600	
TOTAL	29,27,234	31,31,268

SCHEDULE - 4
CURRENT ASSETS

PARTICULARS		
PREPAID EXP.	3,700	
RECEIVABLE FEES	21,02,500	
ROFEL PHARMACY (B.PHARM)	1,02,06,989	68,01,245
ROFEL TRUST	4,29,468	35,87,585
STAFF LOAN	10,000	
TOTAL	1,27,52,657	1,03,88,830

SCHEDULES - 5
SALARY

PARTICULAR	31.03.2021	31.03.2020
TEACHING STAFF	36,66,397	37,33,562
NON TEACHING STAFF	4,71,997	4,94,395
GRATUITY	2,77,013	3,55,068
LEAVE ENCASHMENT	1,51,156	
PF EXPENSES	1,43,301	1,60,421
TOTAL	41,55,928	47,52,446

SCHEDULES - 6
EDUCATIONAL & ADMINISTRATIVE EXPENSES

PARTICULARS	31.03.2021	31.03.2020
Audit Fees	6,000	51,000
Animal Food	16,580	27,400
Bank Charges		88
Cleaning Expenses	3,574	4,410
Computer Expenses	6,716	5,300
Electrical Expenses	5,030	1,410
Laboratories Expenses	59,837	1,05,639
Garden Exp.	3,250	3,740
Legal & Professional Expenses	2,150	
Library Books & News Paper Magazine	1,000	
Misc. Expenses	14,244	4,495
Stamp & Postage	2,107	1,399
Printing & Stationery	1,702	4,152
Repairs & Maintenance	3,340	34,951
Seminar & Meeting Expenses		600
Telephone Expenses	10,172	10,295
Transport Exp.	7,150	5,945
Travelling exp.	1,275	1,781
Staff & Student Welfare Expenses		3,445
TOTAL	1,43,927	2,68,050

ROFEL SHRI G.M.BILAKHIA COLLEGE OF PHARMACY (M.Pharm)

SCHEDULES - 3 FIXED ASSETS SCHEDULE

Immovable Assets

SR.	PARTICULARS	RATE OF DEP. %	GROSS BLOCK				DEPRECIATION			NET BLOCK		
			AS ON 01.04.20	ADDITION		TOTAL	UPTO 31.03.20	DURING THE PERIOD	UPTO 31.03.21	AS ON 31.03.21	AS ON 31.03.20	
				01.04.20	01.10.20	ADDITION 31.03.21						TOTAL
1	Building - M. Pharm	10	85,59,228	-	-	-	85,59,228	62,61,980	2,29,725	64,91,705	20,67,523	22,97,248
2	Building - Animal House	10	19,08,673	-	-	-	19,08,673	13,79,203	52,947	14,32,150	4,76,523	5,29,470
Total			1,04,67,901	-	-	-	1,04,67,901	76,41,183	2,82,672	79,23,855	25,44,046	28,26,718

Movable Assets

SR.	PARTICULARS	RATE OF DEP. %	GROSS BLOCK				DEPRECIATION			NET BLOCK		
			AS ON 01.04.20	ADDITION		TOTAL	UPTO 31.03.20	DURING THE PERIOD	UPTO 31.03.21	AS ON 31.03.21	AS ON 31.03.20	
				01.04.20	01.10.20	ADDITION 31.03.21						TOTAL
1	Electrical Fittings	10	2,80,495	-	-	-	2,80,495	1,69,008	11,149	1,80,157	1,00,338	1,11,487
2	Furniture & Fixtures	10	3,10,500	-	-	-	3,10,500	1,90,206	12,029	2,02,235	1,08,265	1,20,294
3	Lab Equipment	15	34,02,548	-	-	-	34,02,548	24,36,616	1,44,890	25,81,506	8,21,042	9,65,932
4	UPS	40	33,075	-	-	-	33,075	33,075	-	33,075	-	-
Total			40,26,618	-	-	-	40,26,618	26,28,905	1,68,068	29,96,973	10,29,645	11,97,713
Grand Total			1,44,94,519	-	-	-	1,44,94,519	1,04,70,088	4,50,740	1,09,20,828	35,73,691	40,24,431



PRINCIPAL

ROFEL
Shri G. M. Bilakhia College of Pharmacy
VAPI.

ROTARY FOUNDATION FOR EDUCATION & LEARNING
ROFEL SHRI G.M.BILAKHIA COLLEGE OF PHARMACY (B.PHARMA)
INCOME & EXPENDITURE ACCOUNT FOR THE YEAR ENDING 31ST MARCH 2020

INCOME	SCH.	31.03.2020	31.03.2019
TOTAL FEES INCOME		2,04,89,700	1,83,10,000
OTHER INCOME	5	6,39,932	5,65,382
Excess of Expenditure over Income		8,32,001	
TOTAL		2,19,61,633	1,88,75,382

EXPENDITURE	SCH.	31.03.2020	31.03.2019
TOTAL SALARY	6	1,41,57,697	1,27,87,349
EDUCATIONAL & ADMINISTRATIVE EXPENSES	7	66,93,401	43,06,405
AFFILIATION CHARGES		2,17,780	4,75,000
DEPRECIATION	3	8,92,756	8,51,110
Excess of Income Over Expenses			4,55,518
TOTAL		2,19,61,633	1,88,75,382

AS PER OUR REPORT OF EVEN DATE
 FOR P. CHORDIA & CO.
 CHARTERED ACCOUNTANTS

ROFEL SHRI G. M. BILAKHIA COLLEGE
 OF PHARMACY

P. Chordia
 CA. PRAKASH CHORDIA
 (PROPRIETOR)
 PLACE : VAPI
 Date: 12/12/2020



[Signature]
 PRINCIPAL

[Signature]
 CHAIRMAN

[Signature]
 TRUSTEE

[Signature]
PRINCIPAL
 ROFEL
 Shri G. M. Bilakhia College of Pharmacy
 VAPI.

ROTARY FOUNDATION FOR EDUCATION & LEARNING
ROFEL SHRI G.M.BILAKHIA COLLEGE OF PHARMACY (B.PHARMA)

BALANCE SHEET AS ON 31st March 2020

LIABILITIES	SCH.	31.03.2020		31.03.2019
		AMOUNT	AMOUNT	AMOUNT
CURRENT LIABILITIES				
SUNDRY CREDITORS	1		5,71,897	41,415
OTHERS	2		3,98,17,371	3,08,80,759
			TOTAL	3,09,22,174

A S S E T S	SCH.	31.03.2020		31.03.2019
		AMOUNT	AMOUNT	AMOUNT
FIXED ASSETS	3			
GROSS BLOCK		3,18,76,329		3,07,69,469
LESS:- DEPRECIATION		2,52,88,012		2,43,95,256
NET BLOCK			65,88,317	63,74,213
CURRENT ASSETS, LOANS & ADVANCES				
CASH & BANK BALANCES				
BANK OF BARODA - 02370100005999			70,77,439	27,79,199
BANK OF BARODA - 02370100019077			65,815	76,806
AXIS BANK - 111010100498531			42,96,561	1,78,855
STATE BANK OF PATIALA-65124537032			13,112	11,238
CASH ON HAND			35,084	7,142
LOANS & ADVANCES	4		10,63,795	10,77,577
ADVANCES				
INCOME & EXPENDITURE A/C				
ADD : EXCESS OF EXPENSES OVER INCOME		2,04,17,144		
		8,32,001	2,12,49,145	2,04,17,144
		TOTAL	4,03,89,268	3,09,22,174

AS PER OUR REPORT OF EVEN DATE
 FOR P. CHORDIA & CO.
 CHARTERED ACCOUNTANTS

ROFEL SHRI G. M. BILAKHIA COLLEGE OF PHARMACY

P. Chordia

CA. PRAKASH CHORDIA
 (PROPRIETOR)
 PLACE : VAPI
 Date: 12/12/2020



[Signature]

PRINCIPAL

[Signature]
 TRUSTEE

[Signature]

PRINCIPAL

ROFEL
 Shri G. M. Bilakhia College of Pharmacy
 VAPI.

**ROTARY FOUNDATION FOR EDUCATION & LEARNING
ROFEL SHRI G.M.BILAKHIA COLLEGE OF PHARMACY, VAPI.**

**SCHEDULE - 1
SUNDRY CREDITORS**

PARTICULARS	31.03.20	31.03.19
En-cler Biomedical Waste Pvt.Ltd.	(12,000)	-
Everon Life style	(16,850)	-
Health Education Burea	(29,547)	
Force-1 security services	13,021	
Max Cool	1,416	1,416
Nam Construction	3,05,432	
Jay Tech Control	-	39,999
KANTIBHAI M. NAIKA	9,010	
OMKAR TRADERS	66,861	
Param Incorporation	3,295	
P.Choradia & Co.	6,300	
PARTH ELECTRICALS	-	
PRIYA SCIENTIFIC	48,679	
RAJESH CHEMICALS	25,629	
RAJPUROHIT KALYANSINH	2,962	
Royal Tiger Security	21,780	
The Creative Voyage	81,000	
VRAJ CHEM	19,663	
Yarrow Chem Products	25,246	
TOTAL	5,71,897	41,415

**SCHEDULE - 2
OTHER CURRENT LIABILITIES**

PARTICULARS	31.03.20	31.03.19
ROFEL TRUST A/C	2,69,63,366	2,58,72,315
Rofel College M.Pharm	68,01,245	
PROVISSION		
ADVANCE FEES/ FEES PAYABLE	1,44,000	22,000
STUDENT COLLEGE & LIB.DEPOSIT	5,49,500	6,01,200
VNSGU/GTU EXAM REMUNERATION	(25,351)	
TELEPHONE EXPENSES PAYABLE	74	673
TDS PAYABLE		31,581
SALARY PAYABLE	9,60,257	10,94,281
GRATUITY PAYABLE	44,10,286	32,42,819
PROFESSIONAL TAX	7,610	6,890
ELECTRICITY EXPENSES PAYABLE	1,200	2,000
EXPENSES PAYABLE	5,184	7,000
TOTAL	3,98,17,371	3,08,80,759

(Handwritten Signature)

PRINCIPAL

ROFEL
Shri G. M. Bilakhia College of Pharmacy
VAPI.

ROFEL SHRI G.M.BILAKHIA COLLEGE OF PHARMACY

SCHEDULES -3

FIXED ASSETS SCHEDULE

SR.	PARTICULARS	RATE OF DEP. %	GROSS BLOCK					DEPRECIATION			NET BLOCK			
			AS ON 01.04.19	ADDITION		TOTAL	TOTAL	UPTO 31.03.19	DURING THE PERIOD	UPTO 31.03.20	AS ON	AS ON		
				01.04.19	01.10.19	ADDITION					31.03.20	31.03.20	31.03.20	
				30.09.19	31.03.20	31.03.20					9	10	11	13
1	2	3	4	5	6	7	8	9	10	11	12	13	14.00	15
1	FURNITURE & FIXTURE	10	22,94,230	75,520	24,426	99,946	23,94,176	15,51,382	83,058	16,34,440	7,59,736	7,42,848		
2	ELECTRIC FITTINGS	10	11,72,378	7,79,714	10,200	7,89,914	19,62,292	9,12,227	1,04,497	10,16,724	9,45,568	2,60,151		
3	TV & REFRIGERATOR	15	86,800	-	-	-	86,800	78,682	1,218	79,900	6,900	8,118		
4	LAB EQUIPMENT	15	55,34,316	-	46,623	46,623	55,80,939	47,10,632	1,27,049	48,37,681	7,43,258	8,23,684		
5	LAB GLASSWARE	15	15,65,412	-	-	-	15,65,412	13,83,715	27,255	14,10,970	1,54,442	1,81,697		
6	GAS EQUIPMENT	15	1,87,906	-	-	-	1,87,906	1,72,502	2,311	1,74,813	13,093	15,404		
7	COMPUTER & SOFTWARE	40	34,13,273	-	43,000	43,000	34,56,273	31,74,201	1,04,229	32,78,430	1,77,843	2,39,072		
8	DIGITAL VIDIO CEMERA	40	2,73,088	-	9,877	9,877	2,82,965	1,66,345	44,673	2,11,018	71,947	1,06,743		
9	UPS SYSTEM	15	3,64,000	-	-	-	3,64,000	3,12,224	7,766	3,19,990	44,010	51,776		
10	AIR CONDITIONER	15	1,81,600	77,000	-	77,000	2,58,600	1,60,177	14,763	1,74,940	83,660	21,423		
11	XEROX M/C	15	3,42,615	-	-	-	3,42,615	3,00,617	6,300	3,06,917	35,698	41,998		
12	OFFICE EQUIPMENT	15	45,900	-	-	-	45,900	36,700	1,380	38,080	7,820	9,200		
13	WATER PURIFIRE	15	54,341	-	-	-	54,341	37,135	2,581	39,716	14,625	17,206		
14	LCD Projector	15	96,146	-	40,500	40,500	1,36,646	13,777	15,393	29,170	1,07,476	82,369		
15	LAB MODELS & CHARTS	15	37,435	-	-	-	37,435	37,435	-	37,435	-	-		
16	EPABX SYSTEM	15	26,965	-	-	-	26,965	26,965	-	26,965	-	-		
17	MOBILE PHONE	15	22,950	-	-	-	22,950	22,950	-	22,950	-	-		
18	LAB. FITTINGS	15	27,691	-	-	-	27,691	27,691	-	27,691	-	-		
19	SUB MERSIBLE PUMP	15	18,717	-	-	-	18,717	18,717	-	18,717	-	-		
20	FIRE EXTINGUTSHER	15	9,900	-	-	-	9,900	9,900	-	9,900	-	-		
21	STABLIZER	15	3,000	-	-	-	3,000	3,000	-	3,000	-	-		
Total			1,57,58,663	9,32,234	1,74,626	11,06,860	1,68,65,523	1,31,56,984	5,42,473	1,36,99,447	31,66,076	26,01,689		
College Building														
1	Building - B. Pharm	10	1,33,55,849	-	-	-	1,33,55,849	1,02,81,873	3,07,398	1,05,89,271	27,66,578	30,73,976		
2	Building - Canteen	10	13,85,257	-	-	-	13,85,257	9,56,409	42,885	9,99,294	3,85,963	4,28,848		
5	Road	-	2,69,700	-	-	-	2,69,700	-	-	-	2,69,700	2,69,700		
Total			1,50,10,806				1,50,10,806	1,12,38,282	3,50,283	1,15,88,565	34,22,241	37,72,524		
Grand Total			3,07,69,469	9,32,234	1,74,626	11,06,860	3,18,76,329	2,43,95,266	8,92,756	2,52,88,012	65,88,317	63,74,213		

PRINCIPAL

ROFEL
Shri G. M. Bilakhia College of Pharmacy
VAPI.
M. Bilakhia College of Pharmacy

ROTARY FOUNDATION FOR EDUCATION & LEARNING
ROFEL SHRI G.M.BILAKHIA COLLEGE OF PHARMACY, VAPI.

SCHEDULE - 4

ADVANCES

PARTICULARS	31.03.20	31.03.19
GAS DEPOSIT	16,500	16,500
TELEPHONE DEPOSIT	3,132	3,132
HOUSE RENT DEPOSIT	20,000	20,000
ELECTRICITY DEPOSIT	50,081	50,081
PRE-PAID EXPENSES	61,987	71,398
RECEIVABLE FEES	8,53,000	9,75,850
ADVANCE TO STAFF	48,000	(59,384)
TDS Receivable	11,095	
TOTAL	10,63,795	10,77,577

SCHEDULES - 5

OTHER INCOME

PARTICULARS	31.03.20	31.03.19
OTHER FEE INCOME	1,50,875	32,440
BANK INTEREST	1,39,378	50,774
MISC. INCOME	3,49,679	2,35,268
Sundry Balance W/off		2,46,900
TOTAL	6,39,932	5,65,382

SCHEDULES - 6

SALARY

PARTICULAR	31.03.20	31.03.19
TEACHING STAFF	72,18,991	63,41,969
NON TEACHING STAFF	48,53,633	48,74,430
GRATUITY	11,67,467	7,83,434
RENT/ELECTRICITY & OTHERS - PRINCIPAL/FACULTY	85,295	83,117
SECURITY EXPENSES	1,43,775	66,217
PF EXPENSES	6,88,536	6,38,182
TOTAL	1,41,57,697	1,27,87,349

SCHEDULES - 7

OFFICE EXP.

PARTICULARS	31.03.20	31.03.19
ADMISSION EXPENSES	2,46,220	17,520
ADVERTISMENT EXP.	67,000	67,000
AUDIT & TAXATION FEES	3,696	4,276
BANK COMMISSION CHARGES	41,813	61,023
CLEANING EXPENSES	15,780	34,843
COMPUTER SOFTWARE EXPENSES		-6020
EXAM/ACPC EXPENSES		2,32,171
ELECTRICITY EXPENSES & MAINTENANCE	3,21,432	2,762
FIRE FIGHTING EXPENSES	54,516	20,150
GENERATOR EXPENSES		1,01,184
BOTANICAL GARDEN MAINTENANCE	1,10,759	1,02,298
INSURANCE	98,173	7,416
INTERNET & WEB SITE EXPENSES	9,798	
INTERVIEW & INSPECTION EXPENSES	3,286	
LAB EXPENSES	6,79,800	5,75,118
LEGAL & PROFESSIONAL FEES	63,775	4,225
LIBRARY BOOKS, NEWS PAPER & MAGAZINE	2,34,880	2,47,868
MISC. EXPENSES	25,616	26,418
POSTAGE & TELEGRAM	3,678	5,113
PRINTING & STATIONERY	75,650	1,55,107
MUNICIPAL TAXES	55,990	50,900
Repair to Building	38,74,169	
REPAIRS & MAINTENANCE	4,69,009	23,75,841
SPORTS EXPENSES	5,000	39,788
SEMINAR & MEETING EXPENSES	28,361	13,979
STAFF & STUDENT WELFARE	1,35,713	81,795
TELEPHONE CHARGES	8,941	11,539
WATER SANITATION EXPENSES		1,800
TRAVELLING & CONVEYANCE EXPENSES	60,346	72,291
TOTAL	66,93,401	43,06,405

[Signature]
PRINCIPAL

ROTARY FOUNDATION FOR EDUCATION & LEARNING
SHRI G. M. BILAKHIA COLLEGE OF PHARMACY (P.G. PROGRAMME)

BALANCE SHEET AS ON 31ST MARCH 2020

SOURCES OF FUNDS	SCH.	31.03.2020		31.03.2019
		Amount	Amount	Amount
INCOME & EXPENDITURE				
Op. Balance		97,89,760		97,89,760
Excess of Income over Expense		14,99,839	1,12,89,599	
CURRENT LIABILITIES & PROVISION			5,400	
Sundry Creditors	1		31,31,268	28,16,030
Provisions	2			
TOTAL			1,44,26,267	1,26,05,790

APPLICATION OF FUNDS	SCH.	31.03.2020		31.03.2019
		Amount	Amount	Amount
Fixed Assets				
Gross Block		1,44,94,519		45,34,724
Less : Depreciation		1,04,70,088	40,24,431	
Net Block				
CURRENT ASSETS LOANS & ADVANCES				
CURRENT ASSETS			35,87,585	80,57,055
Rofel Trust			68,01,245	
Rofel Pharmacy (B.Pharm)			2,906	2,491
State Bank of Patiala - 65124535841			10,100	11,520
Cash in Hand				
TOTAL			1,44,26,267	1,26,05,790

AS PER OUR REPORT OF EVEN DATE
 FOR P.CHORDIA & CO.
 CHARTERED ACCOUNTANTS

P. Chordia
 CA. PRAKASH CHORDIA
 (PROPRIETOR)
 Place : Vapi
 DATE : 12/12/2020



FOR SHRI G. M. BILAKHIA COLLEGE OF PHARMACY
 (P.G. PROGRAMME)

[Signature]
 PRINCIPAL

CHAIRMAN

[Signature]
 TRUSTEE

[Signature]
 PRINCIPAL
 ROFEL
 Shri G. M. Bilakhia College of Pharmacy
 VAPI.

ROTARY FOUNDATION FOR EDUCATION & LEARNING
SHRI G. M. BILAKHIA COLLEGE OF PHARMACY (P.G. PROGRAMME)
INCOME & EXPENDITURE ACCOUNT FOR THE YEAR ENDING 31ST MARCH 2020

1. INCOME	Sch.	For the year ended 31.03.2020	For the year ended 31.03.2019
Fee Income		71,60,000	55,25,000
Other Income		35,728	11,575
Excess of Expenses over Income		-	3,50,195
		71,95,728	58,86,770

2. EXPENDITURE		For the year ended 31.03.2020	For the year ended 31.03.2019
Salary Expenses	4	47,52,446	50,37,303
Educational & Administrative Expenses	5	2,66,050	1,24,241
Affiliation Expenses		1,67,100	1,50,000
Depreciation	3	5,10,293	5,75,226
Excess of Income over Expense		14,99,839	
		71,95,728	58,86,770

AS PER OUR REPORT OF EVEN DATE
 FOR P.CHORDIA & CO.
 CHARTERED ACCOUNTANTS

FOR SHRI G. M. BILAKHIA COLLEGE OF PHARMACY
 (P.G. PROGRAMME)

P. Chordia



CA. PRAKASH CHORDIA
 (PROPRIETOR)
 Place : Vapi
 DATE : 12/12/2020

J. M.

PRINCIPAL

Alakh

CHAIRMAN

TRUSTEE

J. M.

J. M.

PRINCIPAL

ROFEL
 Shri G. M. Bilakhia College of Pharmacy
 VAPI.

ROTARY FOUNDATION FOR EDUCATION & LEARNING
ROFEL SHRI G.M.BILAKHIA COLLEGE OF PHARMACY (M.Pharma)

SCHEDULE - 1
SUNDRY CREDITORS

PARTICULARS	31.03.2020	31.03.2019
P.Choradia & Co.	5,400	-
TOTAL	5,400	-

SCHEDULE - 2
OTHER CURRENT LIABILITIES & PROVISION

PARTICULARS	31.03.2020	31.03.2019
Expenses Payable	412	
SALARY PAYABLE	3,49,588	3,87,680
PROFESSIONAL TAX PAYABLE	1,600	1,750
GRATUITY PAYABLE	16,99,668	13,44,600
HOSPITAL RENT PAYABLE	10,80,000	10,80,000
TDS PAYABLE		2,000
TOTAL	31,31,268	28,16,030

SCHEDULES - 4
SALARY

PARTICULAR	31.03.2020	31.03.2019
TEACHING STAFF	37,33,562	37,89,468
NON TEACHING STAFF	4,94,395	5,94,531
GRATUITY	3,55,068	4,62,951
PF EXPENSES	1,69,421	1,90,353
TOTAL	47,52,446	50,37,303

SCHEDULES - 5
EDUCATIONAL & ADMINISTRATIVE EXPENSES

PARTICULARS	31.03.2020	31.03.2019
Advertisement Expenses		2,520
Audit Fees	51,000	51,000
Animal Food	27,400	
Bank Charges	88	
Cleaning Expenses	4,410	
Computer Expenses	5,300	9,600
Electrical Expenses	1,410	
Laboratories Expenses	1,05,639	24,150
Garden Exp.	3,740	
Legal & Professional Expenses		
Library Books & News Paper Magazine		
Misc. Expenses	4,495	11,326
Conveyance & Travelling		2,490
Stamp & Postage	1,399	562
Printing & Stationery	4,152	1,740
Patent Expenses		
Repairs & Maintenance	34,951	6,550
Seminar & Meeting Expenses	600	7,680
Telephone Expenses	10,295	6,623
Transport Exp.	5,945	
Travelling exp.	1,781	
Staff & Student Welfare Expenses	3,445	
TOTAL	2,66,050	1,24,241

(Signature)
PRINCIPAL

ROFEL SHRI G.M.BILAKHIA COLLEGE OF PHARMACY (M.Pharma)


SCHEDULES - 3 FIXED ASSETS SCHEDULE

Immovable Assets

SR.	PARTICULARS	RATE OF DEP. %	GROSS BLOCK					DEPRECIATION			NET BLOCK	
			AS ON 01.04.19	ADDITION		TOTAL ADDITION 31.03.20	TOTAL	UPTO 31.03.19	DURING THE PERIOD	UPTO 31.03.20	AS ON 31.03.20	AS ON 31.03.19
				01.04.19 30.09.19	01.10.19 31.03.20							
1	Building - M. Pharm	10	85,59,228	-	-	-	85,59,228	60,06,730	2,55,250	62,61,980	22,97,248	25,52,498
2	Building - Animal House	10	19,08,673	-	-	-	19,08,673	13,20,373	58,830	13,79,203	5,29,470	5,88,300
Total			1,04,67,901	-	-	-	1,04,67,901	73,27,103	3,14,080	76,41,183	28,26,718	31,40,798

Movable Assets

SR.	PARTICULARS	RATE OF DEP. %	GROSS BLOCK					DEPRECIATION			NET BLOCK	
			AS ON 01.04.19	ADDITION		TOTAL ADDITION 31.03.20	TOTAL	UPTO 31.03.19	DURING THE PERIOD	UPTO 31.03.20	AS ON 31.03.20	AS ON 31.03.19
				01.04.19 30.09.19	01.10.19 31.03.20							
1	Electrical Fittings	10	2,80,495	-	-	-	2,80,495	1,56,620	12,388	1,69,008	1,11,487	1,23,875
2	Furniture & Fixtures	10	3,10,500	-	-	-	3,10,500	1,76,840	13,366	1,90,206	1,20,294	1,33,660
3	Lab Equipment	15	34,02,548	-	-	-	34,02,548	22,66,157	1,70,459	24,36,616	9,65,932	11,36,391
4	UPS	40	33,075	-	-	-	33,075	33,075	-	33,075	-	-
Total			40,26,618	-	-	-	40,26,618	26,32,692	1,96,213	28,28,905	11,97,713	13,93,926
Grand Total			1,44,94,519	-	-	-	1,44,94,519	99,59,795	5,10,293	1,04,70,088	40,24,431	45,34,724


PRINCIPAL

ROFEL
Shri G. M. Bilakhia College of Pharmacy
VAPI.

ROTARY FOUNDATION FOR EDUCATION & LEARNING
ROFEL SHRI G.M.BILAKHIA COLLEGE OF PHARMACY (B.PHARMA)

BALANCE SHEET AS ON 31st March 2019

LIABILITIES	SCH.	31.03.2019		31.03.2018
		AMOUNT	AMOUNT	AMOUNT
CURRENT LIABILITIES				
SUNDRY CREDITORS	1		41,415	1 51 409
OTHERS	2		3,08,80,759	2 98 35 028
			TOTAL	2,99,86,435

A S S E T S	SCH.	31.03.2019		31.03.2018
		AMOUNT	AMOUNT	AMOUNT
FIXED ASSETS				
GROSS BLOCK	3	3,07,69,469		2,99 11 805
LESS:- DEPRECIATION		2,43,95,256		2,35 44 146
NET BLOCK			63,74,213	63,67 659
CURRENT ASSETS, LOANS & ADVANCES				
CASH & BANK BALANCES				
BANK OF BARODA - 02370100005999			27,79,199	14,10,991
BANK OF BARODA - 02370100019077			76,806	3,443
AXIS BANK - 111010100498531			1,78,855	1,56,309
STATE BANK OF PATIALA-65124537032			11,238	11,238
CASH ON HAND			7,142	7,126
LOANS & ADVANCES				
ADVANCES	4		10,77,577	11,57,007
INCOME & EXPENDITURE A/C				
ADD : EXCESS OF EXPENSES OVER INCOME		2,08,72,662		
		4,55,518	2,04,17,144	2,08,72,662
			TOTAL	2,99,86,435

AS PER OUR REPORT OF EVEN DATE
 FOR P. CHORDIA & CO.
 CHARTERED ACCOUNTANTS

ROFEL SHRI G. M. BILAKHIA COLLEGE OF PHARMACY

P. Chordia's



CA. PRAKASH CHORDIA
 (PROPRIETOR)
 PLACE : VAPI
 DATE : 31/08/2019

[Signature]

PRINCIPAL

[Signature]

CHAIRMAN

[Signature]

TRUSTEE

[Signature]
 PRINCIPAL

ROFEL
 Shri G. M. Bilakhia College of Pharmacy
 VAPI.

ROTARY FOUNDATION FOR EDUCATION & LEARNING
 ROFEL SHRI G.M.BILAKHIA COLLEGE OF PHARMACY (B.PHARMA)
 INCOME & EXPENDITURE ACCOUNT FOR THE YEAR ENDING 31ST MARCH 2019

INCOME		SCH.	31.03.2019	31.03.2018
TOTAL FEES INCOME			1,83,10,000	1,68,40,500
OTHER INCOME		5	5,65,382	5,84,027
TOTAL			1,88,75,382	1,74,24,527

EXPENDITURE		SCH.	31.03.2019	31.03.2018
TOTAL SALARY			1,27,87,349	1,29,39,553
EDUCATIONAL & ADMINISTRATIVE EXPENSES		6	43,06,405	18,48,444
AFFILIATION CHARGES		7	4,75,000	6,39,000
DEPRECIATION			8,51,110	7,98,670
EXCESS OF INCOME OVER EXPENSES		3	4,55,518	11,98,859
TOTAL			1,88,75,382	1,74,24,527


AS PER OUR REPORT OF EVEN DATE
 FOR P. CHORDIA & CO.
 CHARTERED ACCOUNTANTS

P. Chordia's



CA. PRAKASH CHORDIA
 (PROPRIETOR)
 PLACE : VAPI
 DATE : 31/08/2019

ROFEL SHRI G. M. BILAKHIA COLLEGE
 OF PHARMACY


 PRINCIPAL CHAIRMAN TRUSTEE

Prakash Chordia

PRINCIPAL
 ROFEL
 Shri G. M. Bilakhia College of Pharmacy
 VAPI.

**ROTARY FOUNDATION FOR EDUCATION & LEARNING
ROFEL SHRI G.M.BILAKHIA COLLEGE OF PHARMACY, VAPI.**

**SCHEDULE - 1
SUNDRY CREDITORS**

PARTICULARS	31.03.19	31.03.18
JAY TECH CONTROL	39,999	-
MAX COOL AIR CONDITIONING	1,416	-
ANALAB SCIENTIFIC INSTRUMENTS PVT. LTD.	-	21,240
AYUSHMAAN SCIENTIFIC CO.	-	21,400
KANTIBHAI M. NAIKA	-	6,667
MONALISHA	-	9,170
OMKAR TRADERS	-	20,864
PARTH ELECTRICALS	-	7,140
PRIYA SCIENTIFIC	-	22,228
RAJESH CHEMICALS	-	3,625
RAJPUROHIT KALYANSINH	-	3,555
REMI ELECTROTECHNIK LTD.	-	2,016
S. N. FABRICATION	-	13,800
VRAJ CHEM	-	19,704
TOTAL	41,415	1,51,409

**SCHEDULE - 2
OTHER CURRENT LIABILITIES**

PARTICULARS	31.03.19	31.03.18
ROFEL TRUST A/C	2,58,72,315	2,50,63,513
PROVISION	-	-
ADVANCE FEES/ FEES PAYABLE	22,000	2,000
STUDENT COLLEGE & LIB.DEPOSIT	6,01,200	11,08,300
VNSGU/GTU EXAM REMUNERATION	-	(11,811)
TELEPHONE EXPENSES PAYABLE	673	865
TDS PAYABLE	31,581	48,066
SALARY PAYABLE	10,94,281	9,61,310
GRATUITY PAYABLE	32,42,819	26,16,539
PROFESSIONAL TAX	6,890	6,870
ELECTRICITY EXPENSES PAYABLE	2,000	38,674
EXPENSES PAYABLE	7,000	700
TOTAL	3,08,80,759	2,98,35,026


PRINCIPAL

ROFEL
Shri G. M. Bilakhia College of Pharmacy
VAPI.

ROFEL SHRI G.M.BILAKHIA COLLEGE OF PHARMACY
SCHEDULES -3
FIXED ASSETS SCHEDULE

SR.	PARTICULARS	RATE OF DEP. %	GROSS BLOCK					DEPRECIATION			NET BLOCK	
			AS ON 01.04.18	ADDITION		TOTAL ADDITION 31.03.19	TOTAL	UPTO 31.03.18	DURING THE PERIOD	UPTO 31.03.19	AS ON 31.03.19	AS ON 31.03.18
				01.04.18	01.10.18							
1	2	3	4	5	6	7	9	10	11	13	14.00	15
1	FURNITURE & FIXTURE	10	22,94,230	-	-	-	22,94,230	14,68,843	82,539	15,51,382	14.00	15
2	ELECTRIC FITTINGS	10	11,32,019	-	-	-	11,72,378	8,85,564	26,663	9,12,227	7,42,848	8,25,387
3	TV & REFRIGERATOR	15	86,800	-	40,359	40,359	86,800	77,249	1,433	78,682	2,60,151	2,46,455
4	LAB EQUIPMENT	15	51,09,332	3,24,519	1,00,465	4,24,984	55,34,316	45,74,140	1,36,492	47,10,632	8,118	9,551
5	LAB GLASSWARE	15	15,65,412	-	-	-	15,65,412	13,51,651	32,064	13,83,715	8,23,684	5,35,192
6	GAS EQUIPMENT	15	1,87,906	-	-	-	1,87,906	1,69,784	2,718	1,72,502	1,81,697	2,13,761
7	COMPUTER & SOFTWARE	40	31,99,064	86,209	1,28,000	2,14,209	34,13,273	30,57,486	1,16,715	31,74,201	15,404	18,122
8	DIGITAL VIDIO CEMERA	40	1,43,801	-	1,29,287	1,29,287	2,73,088	1,38,279	28,066	1,66,345	2,39,072	1,41,578
9	UPS SYSTEM	15	3,64,000	-	-	-	3,64,000	3,03,087	9,137	3,12,224	1,06,743	5,522
10	AIR CONDITIONER	15	1,81,600	-	-	-	1,81,600	1,56,397	3,780	1,60,177	51,776	60,913
11	XEROX M/C	15	3,42,615	-	-	-	3,42,615	2,93,205	7,412	3,00,617	21,423	25,203
12	OFFICE EQUIPMENT	15	45,900	-	-	-	45,900	35,076	1,624	36,700	41,998	49,410
13	WATER PURIFIRE	15	54,341	-	-	-	54,341	34,099	3,036	37,135	9,200	10,824
14	LCD Projector	15	47,321	-	48,825	48,825	96,146	3,549	10,228	13,777	82,369	43,772
15	LAB MODELS & CHARTS	15	37,435	-	-	-	37,435	37,435	-	37,435	-	-
16	EPABX SYSTEM	15	26,965	-	-	-	26,965	26,965	-	26,965	-	-
17	MOBILE PHONE	15	22,950	-	-	-	22,950	22,950	-	22,950	-	-
18	LAB. FITTINGS	15	27,691	-	-	-	27,691	27,691	-	27,691	-	-
19	SUB MERSIBLE PUMP	15	18,717	-	-	-	18,717	18,717	-	18,717	-	-
20	FIRE EXTINGUTSHER	15	9,900	-	-	-	9,900	9,900	-	9,900	-	-
21	STABLIZER	15	3,000	-	-	-	3,000	3,000	-	3,000	-	-
Total			1,49,00,999	4,10,728	4,46,936	8,57,664	1,57,58,663	1,26,95,067	4,61,907	1,31,56,974	26,01,689	22,05,932
College Building												
1	Building - B. Pharm	10	1,33,55,849	-	-	-	1,33,55,849	99,40,320	3,41,553	1,02,81,873	30,73,976	34,15,529
2	Building - Canteen	10	13,85,257	-	-	-	13,85,257	9,08,759	47,650	9,56,409	4,28,848	4,76,498
5	Road		2,69,700	-	-	-	2,69,700	-	-	-	2,69,700	2,69,700
Total			1,50,10,806	-	-	-	1,50,10,806	1,08,49,079	3,89,203	1,12,38,282	37,72,524	41,61,727
Grand Total			2,99,11,805	4,10,728	4,46,936	8,57,664	3,07,69,469	2,35,44,146	8,51,110	2,43,95,256	63,74,213	63,67,659

[Signature]

PRINCIPAL

ROFEL
Shri G. M. Bilakhia College of Pharmacy
VAPI.

ROTARY FOUNDATION FOR EDUCATION & LEARNING
ROFEL SHRI G.M.BILAKHIA COLLEGE OF PHARMACY, VAPI.

SCHEDULE - 4

ADVANCES

PARTICULARS	31.03.19	31.03.18
GAS DEPOSIT	16,500	16,500
TELEPHONE DEPOSIT	3,132	3,132
HOUSE RENT DEPOSIT	20,000	20,000
ELECTRICITY DEPOSIT	50,081	50,081
PRE-PAID EXPENSES	71,398	6,994
RECEIVABLE FEES	9,75,850	10,60,300
ADVANCE TO STAFF	(59,384)	-
TOTAL	10,77,577	11,57,007

SCHEDULES - 5

OTHER INCOME

PARTICULARS	31.03.19	31.03.18
OTHER FEE INCOME	32,440	2,36,056
BANK INTEREST	50,774	51,637
MISC. INCOME	2,35,268	1,06,303
SUNDRY BALANCE W/OFF	2,46,900	1,90,031
TOTAL	5,65,382	5,84,027

SCHEDULES - 6

SALARY

PARTICULAR	31.03.19	31.03.18
TEACHING STAFF	63,41,969	82,24,496
NON TEACHING STAFF	48,74,430	35,45,578
GRATUITY	7,83,434	4,11,117
RENT/ELECTRICITY & OTHERS - PRINCIPAL/FACULTY	83,117	1,13,118
SECURITY EXPENSES	66,217	31,085
PF EXPENSES	6,38,182	6,14,159
TOTAL	1,27,87,349	1,29,39,553

SCHEDULES - 7

OFFICE EXP.

PARTICULARS	31.03.19	31.03.18
ADMISSION EXPENSES	-	9,617
ADVERTISEMENT EXP.	17,520	78,918
AUDIT & TAXATION FEES	67,000	75,850
BANK COMMISSION CHARGES	4,276	10,370
CLEANING EXPENSES	61,023	97,519
COMPUTER SOFTWARE EXPENSES	34,843	28,378
EXAM/ACPC EXPENSES	(6,020.00)	2,785
ELECTRICITY EXPENSES & MAINTENANCE	2,32,171	2,07,724
FIRE FIGHTING EXPENSES	2,762	-
GENERATOR EXPENSES	20,150	10,000
BOTANICAL GARDEN MAINTENANCE	1,01,184	1,55,960
INSURANCE	1,02,298	41,655
INTERNET & WEB SITE EXPENSES	7,416	19,260
INTERVIEW & INSPECTION EXPENSES	-	35,169
LAB EXPENSES	5,75,118	3,78,742
LEGAL & PROFESSIONAL FEES	4,225	6,720
LIBRARY BOOKS, NEWS PAPER & MAGAZINE	2,47,868	1,10,849
MISC. EXPENSES	26,418	67,260
POSTAGE & TELEGRAM	5,113	7,139
POSTAGE & TELEGRAM	1,55,107	1,14,764
PRINTING & STATIONERY	50,900	48,663
MUNICIPAL TAXES	23,75,841	1,69,794
REPAIRS & MAINTENANCE	39,788	2,943
SPORTS EXPENSES	13,979	-
SEMINAR & MEETING EXPENSES	81,795	61,989
STAFF & STUDENT WELFARE	11,539	20,770
TELEPHONE CHARGES	1,800	-
WATER SANITATION EXPENSES	72,291	85,606
TRAVELLING & CONVEYANCE EXPENSES	43,06,405	18,44,444
TOTAL	43,06,405	18,44,444

[Signature]
PRINCIPAL

**ROTARY FOUNDATION FOR EDUCATION & LEARNING
SHRI G. M. BILAKHIA COLLEGE OF PHARMACY (P.G. PROGRAMME)**

BALANCE SHEET AS ON 31ST MARCH 2019

SOURCES OF FUNDS	SCH.	31.03.2019		31.03.2018
		Amount	Amount	Amount
INCOME & EXPENDITURE				
Op. Balance		1,01,39,955		
Less : Excess of Expenses over Income		3,50,195	97,89,760	1,01,39,955
CURRENT LIABILITIES & PROVISSION				
Sundry Creditors	1			
Provisions	2		28,16,030	25,94,110
TOTAL			1,26,05,790	1,27,34,065

APPLICATION OF FUNDS	SCH.	31.03.2019		31.03.2018
		Amount	Amount	Amount
Fixed Assets				
Gross Block	3	1,44,94,519		
Less : Depreciation		99,59,795	45,34,724	50,77,011
Net Block				
CURRENT ASSETS LOANS & ADVANCES				
CURRENT ASSETS				
Rofel Trust			80,57,055	76,51,012
State Bank of Patiala - 65124535841			2,491	2,491
Cash in Hand			11,520	3,551
TOTAL			1,26,05,790	1,27,34,065

AS PER OUR REPORT OF EVEN DATE
FOR P.CHORDIA & CO.
CHARTERED ACCOUNTANTS



P. Chordia

CA. PRAKASH CHORDIA
(PROPRIETOR)
Place : Vapi
DATE : 31/08/2019

FOR SHRI G. M. BILAKHIA COLLEGE OF PHARMACY
(P.G. PROGRAMME)

[Signature] *[Signature]* *[Signature]*
PRINCIPAL CHAIRMAN TRUSTEE

[Signature]
PRINCIPAL

ROFEL
Shri G. M. Bilakhia College of Pharmacy
VAPI.

ROTARY FOUNDATION FOR EDUCATION & LEARNING
SHRI G. M. BILAKHIA COLLEGE OF PHARMACY (P.G. PROGRAMME)
INCOME & EXPENDITURE ACCOUNT FOR THE YEAR ENDING 31ST MARCH 2019

1. INCOME	Sch.	For the year ended 31.03.2019	For the year ended 31.03.2018
Fee Income		55,25,000	39,50,000
Other Income		11,575	5,612
Excess of Expenses over Income		3,50,195	33,245
		58,86,770	39,88,857

2. EXPENDITURE		For the year ended 31.03.2019	For the year ended 31.03.2018
Salary Expenses	4	50,37,303	32,22,084
Educational & Administrative Expenses	5	1,24,241	77,623
Affiliation Expenses		1,50,000	40,000
Depreciation	3	5,75,226	6,49,150
		58,86,770	39,88,857

AS PER OUR REPORT OF EVEN DATE
 FOR P.CHORDIA & CO.
 CHARTERED ACCOUNTANTS

P.Chordia's



CA. PRAKASH CHORDIA
 (PROPRIETOR)
 Place : Vapi
 DATE : 31/08/2019

FOR SHRI G. M. BILAKHIA COLLEGE OF PHARMACY
 (P.G. PROGRAMME)

[Signature]
 PRINCIPAL

[Signature]
 CHAIRMAN

[Signature]
 TRUSTEE

[Signature]
 PRINCIPAL

ROFEL
 Shri G. M. Bilakhia College of Pharmacy
 VAPI.

ROTARY FOUNDATION FOR EDUCATION & LEARNING
ROFEL SHRI G.M.BILAKHIA COLLEGE OF PHARMACY (M.Pharma)

SCHEDULE - 1
SUNDRY CREDITORS

PARTICULARS	31.03.2019	31.03.2018
PRIYA SCIENTIFIC	-	-
TOTAL	-	-

SCHEDULE - 2
OTHER CURRENT LIABILITIES & PROVISION


PARTICULARS	31.03.2019	31.03.2018
TDS PAYABLE	2,000	7,200
SALARY PAYABLE	3,87,680	2,39,514
PROFESSIONAL TAX PAYABLE	1,750	2,120
GRATUITY PAYABLE	13,44,600	12,65,276
HOSPITAL RENT PAYABLE	10,80,000	10,80,000
TOTAL	28,16,030	25,94,110

SCHEDULES - 4
SALARY

PARTICULAR	31.03.2019	31.03.2018
TEACHING STAFF	37,89,468	16,59,280
NON TEACHING STAFF	5,94,531	12,38,925
GRATUITY	4,62,951	1,32,342
PF EXPENSES	1,90,353	1,91,537
TOTAL	50,37,303	32,22,084

SCHEDULES - 5
EDUCATIONAL & ADMINISTRATIVE EXPENSES

PARTICULARS	31.03.2019	31.03.2018
Advertisement Expenses	2,520	4,189
Audit Fees	51,000	21,520
Bank Charges	-	146
Cleaning Expenses	-	1,140
Computer Expenses	9,600	-
Electrical Expenses	-	515
Laboratories Expenses	24,150	29,572
Legal & Professional Expenses	-	1,000
Library Books & News Paper Magazine	-	3,016
Misc. Expenses	11,326	-
Conveyance & Travelling	2,490	3,106
Stamp & Postage	562	81
Printing & Stationery	1,740	480
Patent Expenses	-	-
Repairs & Maintenance	6,550	3,108
Seminar & Meeting Expenses	7,680	-
Telephone Expenses	6,623	3,300
Staff & Student Welfare Expenses	-	6,450
TOTAL	1,24,241	77,623


PRINCIPAL

ROFEL
 Shri G. M. Bilakhia College of Pharmacy
 VAPI.

ROFEL SHRI G.M.BILAKHIA COLLEGE OF PHARMACY (M.Pharma)

SCHEDULES - 3
FIXED ASSETS SCHEDULE

Immovable Assets

SR.	PARTICULARS	RATE OF DEP. %	GROSS BLOCK					DEPRECIATION			NET BLOCK	
			AS ON 01.04.18	ADDITION		TOTAL ADDITION 31.03.19	TOTAL	UPTO 31.03.18	DURING THE PERIOD	UPTO 31.03.19	AS ON 31.03.19	AS ON 31.03.18
				01.04.18	01.10.18							
1	Building - M. Pharm	10	85,59,228	-	-	-	85,59,228	57,23,119	2,83,611	60,06,730	25,52,498	28,36,109
2	Building - Animal House	10	19,08,673	-	-	-	19,08,673	12,55,006	65,367	13,20,373	5,88,300	6,53,667
Total			1,04,67,901	-	-	-	1,04,67,901	69,78,125	3,48,978	73,27,103	31,40,798	34,89,776

Movable Assets

SR.	PARTICULARS	RATE OF DEP. %	GROSS BLOCK					DEPRECIATION			NET BLOCK	
			AS ON 01.04.18	ADDITION		TOTAL ADDITION 31.03.19	TOTAL	UPTO 31.03.18	DURING THE PERIOD	UPTO 31.03.19	AS ON 31.03.19	AS ON 31.03.18
				01.04.18	01.10.18							
1	Electrical Fittings	10	2,80,495	-	-	-	2,80,495	1,42,856	13,764	1,56,620	1,23,875	1,37,639
2	Furniture & Fixtures	10	3,10,500	-	-	-	3,10,500	1,61,989	14,851	1,76,840	1,33,660	1,48,511
3	Lab Equipment	15	33,69,609	-	32,939	32,939	34,02,548	20,68,524	1,97,633	22,66,157	11,36,391	13,01,085
4	UPS	40	33,075	-	-	-	33,075	33,075	-	33,075	-	-
Total			39,93,679	-	32,939	32,939	40,26,618	24,06,444	2,26,248	26,32,692	13,93,926	15,87,235
Grand Total			1,44,61,580	-	32,939	32,939	1,44,94,519	93,84,569	5,75,226	99,59,795	45,34,724	50,77,011

[Handwritten Signature]

PRINCIPAL

ROFEL
Shri G. M. Bilakhia College of Pharmacy
VAPI.

ROTARY FOUNDATION FOR EDUCATION & LEARNING
ROFEL SHRI G.M.BILAKHIA COLLEGE OF PHARMACY (B.PHARMA)

BALANCE SHEET AS ON 31st March 2018

LIABILITIES	SCH.	31.03.2018		31.03.2017
		AMOUNT	AMOUNT	AMOUNT
CURRENT LIABILITIES				
SUNDRY CREDITORS	1		1,51,409	1,84,673
OTHERS	2		2,98,35,026	3,24,96,257
			TOTAL	3,26,60,930

A S S E T S	SCH.	31.03.2018		31.03.2017
		AMOUNT	AMOUNT	AMOUNT
FIXED ASSETS	3			
GROSS BLOCK		2,99,11,805		2,96,23,000
LESS:- DEPRECIATION		2,35,44,146		2,27,45,476
NET BLOCK			63,67,659	68,77,524
CURRENT ASSETS, LOANS & ADVANCES				
CASH & BANK BALANCES				
BANK OF BARODA - 02370100005999			14,10,991	26,59,668
BANK OF BARODA - 02370100019077			3,443	13,538
BANK OF BARODA - 02370100006000			-	1,057
AXIS BANK - 111010100498531			1,56,309	1,81,896
INDUSIND BANK (669484 - 001)			-	5,345
STATE BANK OF PATIALA-65124537032			11,238	11,238
CASH ON HAND			7,126	27,305
LOANS & ADVANCES	4		11,57,007	8,11,837
ADVANCES				
INCOME & EXPENDITURE A/C		2,20,71,521		
ADD : EXCESS OF EXPENSES OVER INCOME		11,98,859	2,08,72,662	2,20,71,521
			TOTAL	3,26,60,930

AS PER OUR REPORT OF EVEN DATE
 FOR P. CHORDIA & CO.
 CHARTERED ACCOUNTANTS

P. Chordia

CA. PRAKASH CHORDIA
 (PROPRIETOR)
 PLACE : VAPI
 DATE : 30/06/2018



ROFEL SHRI G. M. BILAKHIA COLLEGE OF PHARMACY

PRINCIPAL CHAIRMAN TRUSTEE

[Signature]

[Signature]

[Signature]

PRINCIPAL

ROFEL
 Shri G. M. Bilakhia College of Pharmacy
 VAPI.

ROTARY FOUNDATION FOR EDUCATION & LEARNING
ROFEL SHRI G.M.BILAKHIA COLLEGE OF PHARMACY (B.PHARMA)
INCOME & EXPENDITURE ACCOUNT FOR THE YEAR ENDING 31ST MARCH 2018

INCOME	SCH.	31.03.2018	31.03.2017
TOTAL FEES INCOME		1,68,40,500	1,53,21,000
OTHER INCOME	5	5,84,027	1,74,815
TOTAL		1,74,24,527	1,54,95,815

EXPENDITURE	SCH.	31.03.2018	31.03.2017
TOTAL SALARY	6	1,29,39,553	1,16,72,764
EDUCATIONAL & ADMINISTRATIVE EXPENSES	7	18,48,444	55,83,950
AFFILIATION CHARGES		6,39,000	2,05,100
DEPRECIATION	3	7,98,670	10,64,303
EXCESS OF INCOME OVER EXPENSES		11,98,859	(30,30,302)
TOTAL		1,74,24,527	1,54,95,815

AS PER OUR REPORT OF EVEN DATE
 FOR P. CHORDIA & CO.
 CHARTERED ACCOUNTANTS

ROFEL SHRI G. M. BILAKHIA COLLEGE
 OF PHARMACY

P. Chordia



CA. PRAKASH CHORDIA
 (PROPRIETOR)
 PLACE : VAPI
 DATE : 30/06/2018

Shri G. M. Bilakhia

PRINCIPAL CHAIRMAN TRUSTEE

Shri G. M. Bilakhia

Shri G. M. Bilakhia

PRINCIPAL

ROFEL
 Shri G. M. Bilakhia College of Pharmacy
 VAPI.

**ROTARY FOUNDATION FOR EDUCATION & LEARNING
ROFEL SHRI G.M.BILAKHIA COLLEGE OF PHARMACY, VAPI.**

**SCHEDULE - 1
SUNDRY CREDITORS**

PARTICULARS	31.03.18	31.03.17
ANALAB SCIENTIFIC INSTRUMENTS PVT. LTD.	21,240	-
AYUSHMAAN SCIENTIFIC CO.	21,400	-
KANTIBHAI M. NAIKA	6,667	8,000
MONALISHA	9,170	-
OMKAR TRADERS	20,864	-
PARTH ELECTRICALS	7,140	-
PRIYA SCIENTIFIC	22,229	57,041
RAJESH CHEMICALS	3,625	35,360
NEO ADS	-	-
RAJPUROHIT KALYANSINH	3,555	6,819
REMI ELECTROTECHNIK LTD.	2,016	-
S. N. FABRICATION	13,800	-
ADVANCE COMPUTERS	-	2,070
EDUCATIONAL BOOK CENTRE	-	5,563
MANTHAN TRADING CO	-	10,361
MALFA SERVICEING CENTRE	-	2,362
SWEEMONI SCIENTIFIC	-	3,500
VRAJ CHEM	19,704	30,197
TIRUPATI ENGINEERING	-	3,400
TOTAL	1,51,409	1,64,673

**SCHEDULE - 2
OTHER CURRENT LIABILITIES**

PARTICULARS	31.03.18	31.03.17
ROFEL TRUST A/C	2,50,63,513	2,73,71,671
PROVISSION	-	-
ADVANCE FEES/ FEES PAYABLE	2,000	2,000
STUDENT COLLEGE & LIB.DEPOSIT	11,08,300	15,41,910
VNSGU/GTU EXAM REMUNERATION	(11,811)	(4,781)
TELEPHONE EXPENSES PAYABLE	865	3,155
TDS PAYABLE	48,066	33,684
SALARY PAYABLE	9,61,310	9,86,168
GRATUITY PAYABLE	26,16,539	25,22,500
PROFESSIONAL TAX	6,870	7,100
ELECTRICITY EXPENSES PAYABLE	38,674	30,000
EXPENSES PAYABLE	700	2,850
TOTAL	2,98,35,026	3,24,96,257

**SCHEDULE - 4
ADVANCES**

PARTICULARS	31.03.18	31.03.17
GAS DEPOSIT	16,500	16,500
TELEPHONE DEPOSIT	3,132	3,132
HOUSE RENT DEPOSIT	20,000	20,000
ELECTRICITY DEPOSIT	50,081	50,081
PRE-PAID EXPENSES	6,994	69,009
RECEIVABLE FEES	10,60,300	6,52,200
ADVANCE TO STAFF	-	915
TOTAL	11,57,007	8,11,837

**SCHEDULES - 5
OTHER INCOME**

PARTICULARS	31.03.18	31.03.17
OTHER FEE INCOME	2,36,056	850
BANK INTEREST	51,637	31,710
MISC. INCOME	1,06,303	1,40,255
SUNDRY BALANCE W/OFF	1,90,031	2,000
TOTAL	5,84,027	1,74,815

PRINCIPAL

ROFEL
Shri G. M. Bilakhia College of Pharmacy
VAPI.

ROFEL SHRI G.M.BILAKHIA COLLEGE OF PHARMACY

SCHEDULES -3
FIXED ASSETS SCHEDULE

PARTICULARS	RATE OF DEP. %	GROSS BLOCK					DEPRECIATION			NET BLOCK			
		AS ON 01.04.17	ADDITION		TOTAL ADDITION 31.03.18	TOTAL	UPTO 31.03.17	DURING THE PERIOD	UPTO 31.03.18	AS ON 31.03.18	AS ON 31.03.17		
			01.04.17	01.10.17									
			30.09.17	31.03.18									
2	3	4	5	6	7	8	9	10	11	12	13	14	15
FURNITURE & FIXTURE	10	21,27,472	-	1,66,758	1,66,758	22,94,230	13,86,398	82,445	14,68,843	8,25,387	7,41,074		
ELECTRIC FITTINGS	10	11,32,019	-	-	-	11,32,019	8,58,180	27,384	8,85,564	2,46,455	2,73,839		
& REFRIGERATOR	15	86,800	-	-	-	86,800	75,564	1,685	77,249	9,551	11,236		
✓ B EQUIPMENT	15	50,74,876	-	34,456	34,456	51,09,332	44,82,735	91,405	45,74,140	5,35,192	5,92,141		
B GLASSWARE	15	15,65,412	-	-	-	15,65,412	13,13,928	37,723	13,51,651	2,13,761	2,51,484		
✓ S EQUIPMENT	15	1,87,906	-	-	-	1,87,906	1,66,586	3,198	1,69,784	18,122	21,320		
✓ MPUTER & SOFTWARE	40	31,58,794	-	40,270	40,270	31,99,064	29,76,524	80,962	30,57,486	1,41,578	1,82,270		
✓ DIGITAL VIDEO CAMERA	40	1,43,801	-	-	-	1,43,801	1,34,598	3,681	1,38,279	5,522	9,203		
✓ S SYSTEM	15	3,64,000	-	-	-	3,64,000	2,92,338	10,749	3,03,087	60,913	71,662		
R CONDITIONER	15	1,81,600	-	-	-	1,81,600	1,51,949	4,448	1,56,397	25,203	29,651		
✓ ROX M/C	15	3,42,615	-	-	-	3,42,615	2,84,485	8,720	2,93,205	49,410	58,130		
✓ FICE EQUIPMENT	15	45,900	-	-	-	45,900	33,166	1,910	35,076	10,824	12,734		
ATER PURIFIER	15	54,341	-	-	-	54,341	30,527	3,572	34,099	20,242	23,814		
✓ AB MODELS & CHARTS	15	37,435	-	-	-	37,435	32,643	4,792	37,435	-	4,792		
✓ D Projector	15	-	-	47,321	47,321	47,321	-	3,549	3,549	43,772	-		
PABX SYSTEM	15	26,965	-	-	-	26,965	26,965	-	26,965	-	-		
MOBILE PHONE	15	22,950	-	-	-	22,950	22,950	-	22,950	-	-		
LAB. FITTINGS	15	27,691	-	-	-	27,691	27,691	-	27,691	-	-		
WATER MENSIBLE PUMP	15	18,717	-	-	-	18,717	18,717	-	18,717	-	-		
RE EXTINGUISHER	15	9,900	-	-	-	9,900	9,900	-	9,900	-	-		
TABLIZER	15	3,000	-	-	-	3,000	3,000	-	3,000	-	-		
Total		1,46,12,194	-	2,88,805	2,88,805	1,49,00,999	1,23,28,844	3,66,223	1,26,95,067	22,05,932	22,83,350		
College Building													
Building - B. Pharm	10	1,33,55,849	-	-	-	1,33,55,849	95,60,817	3,79,503	99,40,320	34,15,529	37,95,032		
Building - Canteen	10	13,85,257	-	-	-	13,85,257	8,55,815	52,944	9,08,759	4,76,498	5,29,442		
road	-	2,69,700	-	-	-	2,69,700	-	-	-	2,69,700	2,69,700		
Total		1,50,10,806	-	-	-	1,50,10,806	1,04,16,632	4,32,447	1,08,49,079	41,61,727	45,94,174		
Grand Total		2,96,23,000	-	2,88,805	2,88,805	2,99,11,805	2,27,45,476	7,98,670	2,35,44,146	63,67,659	68,77,524		


PRINCIPAL

ROFEL
Shri G. M. Bilakhia College of Pharmacy
VAPI.

ROTARY FOUNDATION FOR EDUCATION & LEARNING
ROFEL SHRI G.M.BILAKHIA COLLEGE OF PHARMACY, VAPI.

SCHEDULES - 6
SALARY

PARTICULAR	31.03.18	31.03.17
TEACHING STAFF	82,24,496	70,19,642
NON TEACHING STAFF	35,45,578	33,62,315
GRATUITY	4,11,117	6,10,519
HONORARIUM	-	1,000
RENT/ELECTRICITY & OTHERS - PRINCIPAL/FACULTY	1,13,118	76,434
SECURITY EXPENSES	31,085	91,500
PF EXPENSES	6,14,159	5,11,354
TOTAL	1,29,39,553	1,16,72,764

SCHEDULES - 7
OFFICE EXP.

PARTICULARS	31.03.18	31.03.17
ANNUAL DAY EXPENSES	-	18,297
ADMISSION EXPENSES	9,617	
ADVERTISMENT EXP.	78,918	10,491
AUDIT & TAXATION FEES	75,850	72,100
BANK COMMISSION CHARGES	10,370	2,593
CLEANING EXPENSES	97,519	1,54,001
COMPUTER SOFTWARE EXPENSES	28,378	81,300
EXAM/ACPC EXPENSES	2785	4325
ELECTRICITY EXPENSES & MAINTENANCE	2,07,724	2,34,710
GENERATOR EXPENSES	10,000	-
BOTANICAL GARDEN MAINTENANCE	1,55,960	1,75,300
INSURANCE	41,655	230
INTERNET & WEB SITE EXPENSES	19,260	31,010
INTERVIEW & INSPECTION EXPENSES	35,169	19,541
LAB EXPENSES	3,78,742	5,41,492
LEGAL & PROFESSIONAL FEES	6,720	1,500
LIBRARY BOOKS, NEWS PAPER & MAGAZINE	1,10,849	1,60,454
MISC. EXPENSES	67,260	46,587
POSTAGE & TELEGRAM	7,139	10,648
PRINTING & STATIONERY	1,14,764	47,224
MUNICIPAL TAXES	48,663	50,900
REPAIRS & MAINTENANCE	1,69,794	33,93,548
SPORTS EXPENSES	2,943	400
SEMINAR & MEETING EXPENSES	-	4,596
SCHOLORSHIP	-	3,85,000
STAFF & STUDENT WALFARE	61,989	39,906
TELEPHONE CHARGES	20,770	23,693
TRAVELLING & CONVEYANCE EXPENSES	85,606	74,104
TOTAL	18,48,444	55,83,950

Handwritten Signature
PRINCIPAL

ROFEL
Shri G. M. Bilakhia College of Pharmacy
VAPI.

ROTARY FOUNDATION FOR EDUCATION & LEARNING
Rofel Pharmacy College - M. Pharm

BALANCE SHEET AS ON 31ST MARCH 2018

SOURCES OF FUNDS	SCH.	31.03.2018		31.03.2017
		Amount	Amount	Amount
INCOME & EXPENDITURE				
Op Balance		1,01,73,201		1,01,73,201
Less : Excess of Expenses over Income		33,245	1,01,39,955	
CURRENT LIABILITIES & PROVISION				15,478
Sundry Creditors	1		25,94,110	22,94,026
Provisions	2			
TOTAL			1,27,34,065	1,24,82,705

APPLICATION OF FUNDS	SCH.	31.03.2018		31.03.2017
		Amount	Amount	Amount
Fixed Assets	3			
Gross Block		1,44,61,580		
Less : Depreciation		93,84,569	50,77,011	57,26,161
Net Block				
CURRENT ASSETS LOANS & ADVANCES				
CURRENT ASSETS			76,51,012	67,48,838
Rofel Trust			2,491	2,491
State Bank of Patiala - 65124535841			3,551	5,214
Cash in Hand				
TOTAL			1,27,34,065	1,24,82,705

AS PER OUR REPORT OF EVEN DATE
FOR P.CHORDIA & CO.
CHARTERED ACCOUNTANTS



Palkordia
CA. PRAKASH CHORDIA
(PROPRIETOR)
Place : Vapi
DATE : 30/06/2018

FOR ROFEL PHARMACY COLLEGE - M. PHARM

PRINCIPAL

CHAIRMAN

TRUSTEE

[Signature]
[Signature]

[Signature]

PRINCIPAL

ROFEL
Shri G. M. Bilakhia College of Pharmacy
VAPI.

ROTARY FOUNDATION FOR EDUCATION & LEARNING
 Rofel Pharmacy College - M. Pharm
 INCOME & EXPENDITURE ACCOUNT FOR THE YEAR ENDING 31ST MARCH 2018

1. INCOME	Sch.	For the year ended 31.03.2018	For the year ended 31.03.2017
Fee Income		39,50,000	36,60,000
Other Income		5,612	9,570
Excess of Expenses over Income		33,245	4,69,089
		39,88,857	41,38,659

2. EXPENDITURE		For the year ended 31.03.2018	For the year ended 31.03.2017
Salary Expenses	4	32,22,084	28,14,289
Educational & Administrative Expenses	5	77,623	5,84,380
Affiliation Expenses		40,000	
Depreciation	3	6,49,150	7,39,990
		39,88,857	41,38,659

AS PER OUR REPORT OF EVEN DATE
 FOR P.CHORDIA & CO.
 CHARTERED ACCOUNTANTS



P. Chordia

A. PRAKASH CHORDIA
 (PROPRIETOR)

Place : Vapi

DATE : 30/06/2018

FOR ROFEL PHARMACY COLLEGE M. PHARM

PRINCIPAL

CHAIRMAN

TRUSTEE

[Signature]

[Signature]

[Signature]

PRINCIPAL

ROFEL
 Shri G. M. Bilakhia College of Pharmacy
 VAPI.

ROTARY FOUNDATION FOR EDUCATION & LEARNING
ROFEL SHRI G.M.BILAKHIA COLLEGE OF PHARMACY (M.Pharma)

SCHEDULE - 1
SUNDRY CREDITORS

PARTICULARS	31.03.2018	31.03.2017
PRIYA SCIENTIFIC	-	15,478
TOTAL	-	15,478

SCHEDULE - 2
OTHER CURRENT LIABILITIES & PROVISION

PARTICULARS	31.03.2018	31.03.2017
TDS PAYABLE	7,200	200
SALARY PAYABLE	2,39,514	80,092
PROFESSIONAL TAX PAYABLE	2,120	800
GRATUITY PAYABLE	12,65,276	11,32,934
HOSPITAL RENT PAYABLE	10,80,000	10,80,000
EXPENSES PAYABLE	-	-
TOTAL	25,94,110	22,94,026

SCHEDULES - 4
SALARY

PARTICULAR	31.03.2018	31.03.2017
TEACHING STAFF	16,59,280	14,51,144
NON TEACHING STAFF	12,38,925	10,66,251
GRATUITY	1,32,342	1,26,299
PF EXPENSES	1,91,537	1,70,595
TOTAL	32,22,084	28,14,289

SCHEDULES - 5
EDUCATIONAL & ADMINISTRATIVE EXPENSES

PARTICULARS	31.03.2018	31.03.2017
Advertisement Expenses	4,189	-
Audit Fees	21,520	18,800
Bank Charges	146	148
Cleaning Expenses	1,140	-
Exam & Enrollment Expenses	-	50
Electrical Expenses	515	-
Laboratories Expenses	29,572	1,82,158
Legal & Professional Expenses	1,000	-
Library Books & News Paper Magazine	3,016	-
Conveyance & Travelling	3,106	1,130
Stamp & Postage	81	-
Printing & Stationery	480	250
Patent Expenses	-	44,000
Repairs & Maintenance	3,108	29,265
Tea Expenses	-	630
Telephone Expenses	3,300	-
Staff & Student Welfare Expenses	6,450	3,07,949
TOTAL	77,623	5,84,380


PRINCIPAL

ROFEL
Shri G. M. Bilakhia College of Pharmacy
VAPI.

ROFEL SHRI G.M.BILAKHIA COLLEGE OF PHARMACY (M.Pharma)

SCHEDULES - 3
FIXED ASSETS SCHEDULE

Immovable Assets

SR.	PARTICULARS	RATE OF DEP. %	GROSS BLOCK				DEPRECIATION			NET BLOCK		
			AS ON 01.04.17	ADDITION		TOTAL ADDITION 31.03.18	TOTAL	UPTO 31.03.17	DURING THE PERIOD	UPTO 31.03.18	AS ON 31.03.18	AS ON 31.03.17
				01.04.17	01.10.17							
1	Building - M. Pharm	10	85,59,228	-	-	-	85,59,228	54,07,996	3,15,123	57,23,119	28,36,109	31,51,232
2	Building - Animal House	10	19,08,673	-	-	-	19,08,673	11,82,376	72,630	12,55,006	6,53,667	7,26,297
Total			1,04,67,901	-	-	-	1,04,67,901	65,90,372	3,87,753	69,78,125	34,89,776	38,77,529

Movable Assets

SR.	PARTICULARS	RATE OF DEP. %	GROSS BLOCK				DEPRECIATION			NET BLOCK		
			AS ON 01.04.17	ADDITION		TOTAL ADDITION 31.03.18	TOTAL	UPTO 31.03.17	DURING THE PERIOD	UPTO 31.03.18	AS ON 31.03.18	AS ON 31.03.17
				01.04.17	01.10.17							
1	Electrical Fittings	10	2,80,495	-	-	-	2,80,495	1,27,563	15,293	1,42,856	1,37,639	1,52,932
2	Furniture & Fixtures	10	3,10,500	-	-	-	3,10,500	1,45,488	16,501	1,61,989	1,48,511	1,65,012
3	Lab Equipment	15	33,69,609	-	-	-	33,69,609	18,38,921	2,29,603	20,68,524	13,01,085	15,30,688
4	UPS	40	33,075	-	-	-	33,075	33,075	-	33,075	-	-
Total			39,93,679	-	-	-	39,93,679	21,45,047	2,61,397	24,06,444	15,87,235	18,48,632
Grand Total			1,44,61,580	-	-	-	1,44,61,580	87,35,419	6,49,150	93,84,569	50,77,011	57,26,161

[Handwritten Signature]

PRINCIPAL

ROFEL
Shri G. M. Bilakhia College of Pharmacy
VAPI.

ROTARY FOUNDATION FOR EDUCATION & LEARNING
ROFEL SHRI G.M.BILAKHIA COLLEGE OF PHARMACY (B.PHARMA)

PROVISSIONAL. BALANCE SHEET AS ON 31/03/2017

LIABILITIES	SCH.	31.03.2017		31.03.2016
		AMOUNT	AMOUNT	AMOUNT
CURRENT LIABILITIES				
SUNDRY CREDITORS	1		94,154	131,886
OTHERS	2		29,393,607	29,162,320
		TOTAL	29,487,761	29,294,206

ASSETS	SCH	31.03.2017		31.03.2016
		AMOUNT	AMOUNT	AMOUNT
FIXED ASSETS				
GROSS BLOCK	3	30,610,004		29,178,360
LESS:- DEPRECIATION		22,742,906		21,661,173
NET BLOCK			7,867,018	7,497,187
CURRENT ASSETS, LOANS & ADVANCES				
CASH & BANK BALANCES				
BANK OF BARODA - 02370100005999			341,900	1,495,980
BANK OF BARODA - 02370100019077			14,132	85,810
BANK OF BARODA - 02370100006000			1,057	1,057
AXIS BANK - 111010100498531			81,166	34,023
INDUSIND BANK (669484 - 001)			5,291	5,241
STATE BANK OF PATIALA-65124537032			11,238	11,238
CASH ON HAND			28,274	41,349
LOANS & ADVANCES				
ADVANCES	4		353,767	1,079,145
INCOME & EXPENDITURE A/C				
ADD : EXCESS OF EXPENSES OVER INCOME		19,041,219		19,041,219
		1,740,599	20,781,918	
		TOTAL	29,487,761	29,294,206

As per books & A/c's Produced before us
 AS PER OUR REPORT OF EVEN DATE
 FOR P. CHORDIA & CO.
 CHARTERED ACCOUNTANTS

ROFEL SHRI G. M. BILAKHIA COLLEGE OF PHARMACY

P. Chordia
 CA. PRAKASH CHORDIA
 (PROPRIETOR)
 PLACE : VAPI
 DATE : 22/03/2017



PRINCIPAL CHAIRMAN TRUSTEE

[Signature]
PRINCIPAL

ROFEL
 SHRI G. M. BILAKHIA College of Pharmacy
 VAPI.

ROTARY FOUNDATION FOR EDUCATION & LEARNING
ROFEL SHRI G.M.BILAKHIA COLLEGE OF PHARMACY (B.PHARMA)
PROVISIONAL, INCOME & EXPENDITURE ACCOUNT FOR THE YEAR ENDING 31/03/2017

INCOME	SCH.	31.03.2017	31.03.2016
TOTAL FEES INCOME	5	15,542,000	13,686,500
OTHER INCOME		209,789	441,705
EXCESS OF EXPENSES OVER INCOME		1,740,699	1,015,888
TOTAL		17,492,484	14,128,205

EXPENDITURE	SCH.	31.03.2017	31.03.2016
TOTAL SALARY	6	11,696,765	10,478,589
EDUCATIONAL & ADMINISTRATIVE EXPENSES	7	4,428,778	3,205,450
AFFILIATION CHARGES		305,129	499,700
DEPRECIATION	3	1,061,813	952,374
TOTAL		17,492,484	15,144,093

As per books & A/c's produced before us
 AS PER OUR REPORT OF EVEN DATE
 FOR P. CHORDIA & CO.
 CHARTERED ACCOUNTANTS

ROFEL SHRI G. M. BILAKHIA COLLEGE
 OF PHARMACY

P. Chordia
 CA. PRAKASH CHORDIA
 (PROPRIETOR)
 PLACE : VAPI
 DATE : 22/03/2017



[Signature]
 PRINCIPAL CHAIRMAN TRUSTEE

[Signature]
PRINCIPAL

ROFEL
 Shri G. M. Bilakhia College of Pharmacy
 VAPI.

**ROTARY FOUNDATION FOR EDUCATION & LEARNING
ROFEL SHRI G.M.BILAKHIA COLLEGE OF PHARMACY, VAPI.**

**SCHEDULE - 1
SUNDRY CREDITORS**

PARTICULARS	31.03.16	31.03.15
OMKAR TRADERS		1,050
PRIYA SCIENTIFIC	35,754	17,574
RAJESH CHEMICALS	21,512	11,404
NEO ADS		45,441
RAJPUROHIT KALYANSINH	3,067	2,956
RAMESH B. PARMAR		53,460
ADVANCE COMPUTERS	2,070	-
EDUCATIONAL BOOK CENTRE	5,563	-
MANTHAN TRADING CO	568	-
PRASHANT ELECTRICALS	25,500	-
TOTAL	94,154	131,886

**SCHEDULE - 2
OTHER CURRENT LIABILITIES**

PARTICULARS	31.03.16	31.03.15
ROFEL TRUST A/C	24,407,144	23,643,230
PROVISSION		35,500
ADVANCE FEES/ FEES PAYABLE		1,691,030
STUDENT COLLEGE & LIB.DEPOSIT	1,474,910	13,938
VNSGU/GTU EXAM REMUNERATION	14,781	1,483
TELEPHONE EXPENSES PAYABLE	1,500	37,697
TDS PAYABLE	37,500	795,392
SALARY PAYABLE	777,308	2,864,947
GRATUITY PAYABLE	2,847,876	8,250
PROFESSIONAL TAX	5,650	40,689
ELECTRICITY EXPENSES PAYABLE	30,200	49,646
EXPENSES PAYABLE	16,500	-
TOTAL	29,393,607	29,962,320

**SCHEDULE - 4
ADVANCES**

PARTICULARS	31.03.16	31.03.15
GAS DEPOSIT	16,500	18,500
TELEPHONE DEPOSIT	3,132	3,903
HOUSE RENT DEPOSIT	20,000	20,000
ELECTRICITY DEPOSIT	50,081	50,081
PRE-PAID EXPENSES	22,254	44,261
RECEIVABLE FEES	243,600	941,400
ADVANCE TO STAFF	-	3,000
TOTAL	355,767	1,079,145

**SCHEDULES - 5
OTHER INCOME**

PARTICULARS	31.03.16	31.03.15
OTHER FEE INCOME	800	73,950
BANK INTEREST	30,980	27,024
MISC. INCOME	176,005	216,281
SUNDRY BALANCE W/OFF	2,000	130,450
TOTAL	209,785	441,705



[Signature]
PRINCIPAL

ROFEL
Shri G. M. Bilakhia College of Pharmacy
VAPI.

ROFEL SHRI G.M.BILAKHIA COLLEGE OF PHARMACY

SCHEDULES -3
FIXED ASSETS SCHEDULE

SR	PARTICULARS	RATE OF DEP. %	GROSS BLOCK					DEPRECIATION			NET BLOCK			
			AS ON 01.04.16	ADDITION		TOTAL ADDITION 31.03.17	TOTAL	UPTO 31.03.16	DURING THE PERIOD	UPTO 31.03.17	AS ON 31.03.17	AS ON 31.03.16		
				01.04.16	01.10.16									
1	2	3	4	5	6	7	8	9	10	11	12	13	14	15
1	FURNITURE & FIXTURE	10	2,127,472	-	-	-	2,127,472	1,304,056	82,342	1,386,398	741,074	823,416		
2	ELECTRIC FITTINGS	10	1,132,019	-	-	-	1,132,019	827,753	30,427	858,180	273,839	304,266		
3	TV & REFRIGERATOR	15	88,800	-	-	-	88,800	73,581	1,983	75,564	11,236	13,219		
4	LAB EQUIPMENT	15	5,046,126	28,750	-	28,750	5,074,876	4,378,239	104,496	4,482,735	592,141	667,887		
5	LAB GLASSWARE	15	1,565,412	-	-	-	1,565,412	1,269,549	44,379	1,313,928	251,484	295,803		
8	GAS EQUIPMENT	15	187,908	-	-	-	187,908	162,824	3,762	166,586	21,320	25,082		
9	COMPUTER & SOFTWARE	60	2,742,904	407,590	-	407,590	3,150,494	2,709,344	264,690	2,974,034	176,490	33,560		
10	DIGITAL VIDEO CAMERA	60	143,801	-	-	-	143,801	120,793	13,805	134,598	9,203	23,098		
11	UPS SYSTEM	15	364,000	-	-	-	364,000	279,692	12,646	292,338	71,562	84,308		
12	AIR CONDITIONER	15	181,600	-	-	-	181,600	146,717	5,232	151,949	29,651	34,883		
13	XEROX MAC	15	342,615	-	-	-	342,615	274,227	10,258	284,485	58,130	68,388		
15	OFFICE EQUIPMENT	15	45,900	-	-	-	45,900	30,919	2,247	33,166	12,734	14,981		
16	WATER PURIFIER	15	54,341	-	-	-	54,341	26,324	4,203	30,527	23,814	28,017		
14	LAB MODELS & CHARTS	15	37,435	-	-	-	37,435	31,797	846	32,643	4,792	5,638		
7	EPABX SYSTEM	15	26,985	-	-	-	26,985	26,965	-	26,965	-	-		
6	MOBILE PHONE	15	22,950	-	-	-	22,950	22,950	-	22,950	-	-		
17	LAB FITTINGS	15	27,691	-	-	-	27,691	27,691	-	27,691	-	-		
18	SUB MERSIBLE PUMP	15	18,717	-	-	-	18,717	18,717	-	18,717	-	-		
19	FIRE EXTINGUISHER	15	9,900	-	-	-	9,900	9,900	-	9,900	-	-		
20	STABILIZER	15	3,000	-	-	-	3,000	3,000	-	3,000	-	-		
Total			14,167,554	436,340	-	436,340	14,603,894	11,745,038	581,316	12,326,354	2,277,549	2,422,516		
College Building														
1	Building - B Pharm	10	13,355,849	-	-	-	13,355,849	9,139,147	421,870	9,560,817	3,795,032	4,216,702		
2	Building - Canteen	10	1,385,257	-	-	-	1,385,257	796,938	58,827	855,816	529,442	588,269		
5	Road	-	269,700	995,304	-	995,304	1,265,004	-	-	-	1,265,004	269,700		
Total			15,010,806	995,304	-	995,304	16,006,110	9,936,135	480,497	10,416,632	5,589,478	5,074,671		
Grand Total			29,178,360	1,431,644	-	1,431,644	30,610,004	21,681,173	1,061,813	22,742,965	7,867,018	7,497,187		



PRINCIPAL

ROFEL
Shri G. M. Bilakhia College of Pharmacy
VAPI.

ROTARY FOUNDATION FOR EDUCATION & LEARNING
ROFEL SHRI G.M.BILAKHIA COLLEGE OF PHARMACY, VAPI

SCHEDULES - 6
SALARY

PARTICULAR	31.03.16	31.03.15
TEACHING STAFF	7,033,022	5,975,233
NON TEACHING STAFF	3,362,315	3,455,289
GRATUITY	510,519	275,942
HONORARIUM	10,000	58,750
RENT/ELECTRICITY - PRINCIPAL/FACULTY	75,434	80,601
SECURITY EXPENSES	91,700	85,000
PF EXPENSES	512,775	512,754
TOTAL	11,696,765	10,475,569

SCHEDULES - 7
OFFICE EXP

PARTICULARS	31.03.16	31.03.15
ANNUAL DAY EXPENSES	18,297	-
ADVERTISEMENT EXP	50,491	52,744
AUDIT & TAXATION FEES	88,830	88,830
BANK COMMISSION CHARGES	2,345	2,439
CLEANING EXPENSES	155,464	113,632
COMPUTER SOFTWARE EXPENSES	89,600	14,684
EXAM/ACPC EXPENSES	95,003	29,093
ELECTRICITY EXPENSES & MAINTENANCE	268,919	242,477
GENERATOR EXPENSES	-	12,600
BOTANICAL GARDEN MAINTENANCE	167,300	85,000
INSURANCE	50,000	9,421
INTERNET & WEB SITE EXPENSES	35,010	29,484
INTERVIEW EXPENSES	18,761	-
LAB EXPENSES	568,550	504,560
LEGAL & PROFESSIONAL FEES	1,300	5,350
LIBRARY BOOKS, NEWS PAPER & MAGAZINE	159,365	93,967
MISC. EXPENSES	35,853	17,558
POSTAGE & TELEGRAM	9,743	5,339
PRINTING & STATIONERY	50,112	51,830
MUNICIPAL TAXES	50,900	101,800
REPAIRS & MAINTENANCE	2,390,584	1,601,055
SPORTS EXPENSES	400	2,580
STAFF & STUDENT WELFARE	39,830	47,968
TELEPHONE CHARGES	23,087	16,590
TRAVELLING & CONVEYANCE EXPENSES	73,954	96,475
TOTAL	4,428,778	3,205,450



[Signature]

PRINCIPAL

ROFEL
Shri G. M. Bilakhia College of Pharmacy
VAPI.

ROTARY FOUNDATION FOR EDUCATION & LEARNING
Rofel Pharmacy College - M. Pharm

PROVISSIONAL, BALANCE SHEET AS ON 31ST MARCH 2017

SOURCES OF FUNDS	SCH.	31.03.2017		31.03.2016
		Amount	Amount	Amount
<u>INCOME & EXPENDITURE</u>				
Op. Balance		10,642,290		
Less : Excess of Expenses over Income		1,111,803	9,530,487	10,642,290
<u>CURRENT LIABILITIES & PROVISSION</u>				
Provisions	1		2,596,136	1,552,224
TOTAL			12,128,623	12,194,514

APPLICATION OF FUNDS	SCH.	31.03.2017		31.03.2016
		Amount	Amount	Amount
<u>Fixed Assets</u>				
Gross Block	2	14,461,580		
Less Depreciation		8,733,937		
Net Block			5,727,643	6,466,150
<u>CURRENT ASSETS LOANS & ADVANCES</u>				
<u>CURRENT ASSETS</u>				
Rofel Trust			6,362,956	5,723,650
State Bank of Patiala - 65124535841			2,741	2,491
Cash in Hand			5,282	2,221
TOTAL			12,128,623	12,194,514

As per books & A/c's Produced
AS PER OUR REPORT OF EVEN DATE
FOR P. CHORDIA & CO. *by our us*
CHARTERED ACCOUNTANTS

FOR ROFEL PHARMACY COLLEGE - M. PHARM

P. Chordia
CA. PRAKASH CHORDIA
(PROPRIETOR)
Place : Vapi
Date : 22/03/2017



PRINCIPAL CHAIRMAN TRUSTEE

[Signature]
PRINCIPAL

ROFEL
Shri G. M. Bilakhia College of Pharmacy
VAPI.

ROTARY FOUNDATION FOR EDUCATION & LEARNING
 Rofel Pharmacy College - M. Pharm
PROVISSIONAL INCOME & EXPENDITURE ACCOUNT FOR THE YEAR ENDING 31ST MARCH 2017

1. INCOME	Sch.	For the year ended 31.03.2017	For the year ended 31.03.2016
Fee Income		3,040,000	2,556,000
Bank Interest			96
Other Income		9,570	32,520
Excess of Expenses over Income		1,111,803	2,131,934
		4,161,373	4,719,649

2. EXPENDITURE		For the year ended 31.03.2017	For the year ended 31.03.2016
Salary Expenses	3	2,739,734	3,616,136
Educational & Administrative Expenses	1	583,131	212,207
Affiliation Expenses		100,000	50,000
Depreciation	2	738,508	841,307
Excess of Income over expenditure			
		4,161,373	4,719,649

As per books & A/c's produced before us

AS PER OUR REPORT OF EVEN DATE
 FOR P.CHORDIA & CO.

CHARTERED ACCOUNTANTS

FOR ROFEL PHARMACY COLLEGE M. PHARM

P. Chordia



CA. PRAKASH CHORDIA
 (PROPRIETOR)
 Place : Vapi
 Date : 22/03/2017

PRINCIPAL CHAIRMAN TRUSTEE

[Handwritten signature]

PRINCIPAL

ROFEL
 Shri G. M. Bilakhia College of Pharmacy
 VAPI.

[Handwritten signature]

ROTARY FOUNDATION FOR EDUCATION & LEARNING
ROFEL SHRI G.M.BILAKHIA COLLEGE OF PHARMACY (M.Pharma)

SCHEDULE - 1
OTHER CURRENT LIABILITIES & PROVISION

PARTICULARS	31.03.2017	31.03.2016
TELEPHONE EXPENSES PAYABLE	-	-
TDS PAYABLE	2,000	167
SALARY PAYABLE	199,114	93,758
PROFESSIONAL TAX PAYABLE	1,950	950
GRATUITY PAYABLE	1,315,072	350,683
HOSPITAL RENT PAYABLE	1,080,000	1,080,000
EXPENSES PAYABLE	-	16,366
TOTAL	2,598,136	1,552,224

SCHEDULES - 3
SALARY

PARTICULAR	31.03.2017	31.03.2016
TEACHING STAFF	1,451,144	2,579,069
NON-TEACHING STAFF	990,506	803,554
GRATUITY	126,299	62,714
PF EXPENSES	171,785	170,796
TOTAL	2,739,734	3,616,135

SCHEDULES - 4
EDUCATIONAL & ADMINISTRATIVE EXPENSES

PARTICULARS	31.03.2017	31.03.2016
Advertisement Expenses	10,000	3,720
Audit Fees	16,740	16,740
Bank Charges	80	593
Cleaning Expenses	10,000	-
Computer Expenses	20,000	-
Electricity Expenses	-	-
Exam & Enrollment Expenses	50	-
Laboratories Expenses	158,947	170,598
Legal & Professional Fees	-	-
Misc. Expenses	800	155
Conveyance & Travelling	1,130	3,410
Stamp & Postage	1,250	2,070
Printing & Stationery	10,250	98
Repairs & Maintenance	16,565	1,200
Tea Expenses	630	-
Telephone Expenses	8,750	5,815
Staff & Student Welfare Expenses	317,949	7,808
TOTAL	583,131	212,207



[Signature]
PRINCIPAL

ROFEL
Shri G. M. Bilakhia College of Pharmacy
VAPI.

ROFEL SHRI G.M.BILAKHIA COLLEGE OF PHARMACY (M.Pharma)

SCHEDULES - 2 FIXED ASSETS SCHEDULE

Immovable Assets			GROSS BLOCK				DEPRECIATION			NET BLOCK		
SR.	PARTICULARS	RATE OF DEP. %	AS ON 01.04.16	ADDITION		TOTAL ADDITION	TOTAL	UPTO 31.03.16	DURING THE PERIOD	UPTO 31.03.17	AS ON	AS ON
				01.04.16	01.10.16	31.03.17					31.03.17	31.03.17
1	Building - M. Pharm	10	8,559,228	-	-	-	8,559,228	5,057,859	350,137	5,407,996	3,151,232	3,501,369
2	Building - Animal House	10	1,908,673	-	-	-	1,908,673	1,101,878	80,700	1,182,378	726,297	806,997
Total			10,467,901	-	-	-	10,467,901	6,159,535	430,837	6,590,372	3,877,529	4,308,366

Movable Assets			GROSS BLOCK				DEPRECIATION			NET BLOCK		
SR.	PARTICULARS	RATE OF DEP. %	AS ON 01.04.16	ADDITION		TOTAL ADDITION	TOTAL	UPTO 31.03.16	DURING THE PERIOD	UPTO 31.03.17	AS ON	AS ON
				01.04.16	01.10.16	31.03.17					31.03.17	31.03.17
1	Electrical Fittings	10	280,495	-	-	-	280,495	110,570	16,983	127,583	152,932	169,925
2	Furniture & Fixtures	10	310,500	-	-	-	310,500	127,153	18,335	146,488	155,012	183,347
3	Lab Equipment	15	3,309,609	-	-	-	3,309,609	1,568,900	270,121	1,839,021	1,530,688	1,300,809
4	UPS	60	33,075	-	-	-	33,075	29,371	2,222	31,593	1,482	3,704
Total			3,993,679	-	-	-	3,993,679	1,835,894	307,671	2,143,565	1,850,114	2,157,785
Grand Total			14,461,580	-	-	-	14,461,580	7,995,429	738,508	8,733,937	5,727,643	6,466,151



[Signature]

PRINCIPAL

ROFEL
Shri G. M. Bilakhia College of Pharmacy
VAPI.

Rotary Foundation for Education & Learning

Assessment Year : 2016-17

Accounting Year : 01/04/2016 to 31/03/2017

STANDALONE INCOME & EXPENDITURE ACCOUNT FOR THE YEAR ENDING 31st March 2017

EXPENDITURE	31.03.2017	31.03.2016	INCOME	31.03.2017	31.03.2016
	AMOUNT	AMOUNT		AMOUNT	AMOUNT
EXPENSES IN RESPECT OF PROPERTIES					
DEPRECIATION	731,905	813,228	BANK INTEREST	56,272	21,529
BANK INTEREST - BOB OD	871,141	718,158	FACILITIES UTILISATION CHARGES RECEIVED	3,482,000	3,439,760
ESTABLISHMENT EXPENSES:			MISC. INCOME	414,554	16,505
(SCHEDULE-10)			FDR INTEREST	940,826	1,092,970
DEPRECIATION	168,643	273,465	DONATION IN CASH OR IN KIND	419,800	983,500
EXCESS OF INCOME OVER EXPENSES	296,388	376,142	ADVERTIDEMENT INCOME		10,000
	3,245,375	3,383,272			
Total	5,313,452	5,564,264	Total	5,313,452	5,564,264

AS PER OUR REPORT OF EVEN DATE
FOR P.CHORDIA & CO.
CHARTERED ACCOUNTANTS

FOR ROTARY FOUNDATION FOR EDUCATION & LEARNING

CA. PRAKASH CHORDIA
(PROPRIETOR)
PLACE : VAPI
DATE : 30/09/2017



Chairman

Trustee

Trustee

PRINCIPAL

ROFEL,
Shri G. M. Bilakhia College of Pharmacy
VAPI.